




Willie Cabrera

2004 Chatsworth Baseball Media Guide




Mike Fernandez



Jason Dominguez



**2003
National
Champions**



Bryan Petersen



L to R

Front: Kevin Lee, Willie Cabrera, Art Cisneros, Michael Encinas, Brian Kaplun, Shawn Meusborn, Mike Fernandez, Oliver Padre, Oscar Gutierrez.

Middle: Mitul Patel, Thomas Cassidy, Jordan Sisson, Chris Fredericks, Bryan Petersen, Ross Liddell, Zach Oasheim, Nimish Patel, Evan Jachno, Assistant Coach Ron Martinez.

Back: Trainer Mike Nash, Assistant Coach P.C. Shaw, Assistant Coach Fred Pudrith, Assistant Coach Mike Encinas, Justin Cassel, Brett Munster, Keith Renno, Jared Kops, Jason Dominguez, Assistant Coach Stuart Sellz, Assistant Coach Charlie Hatfield, Head Coach Tom Meusborn.



Chatsworth Baseball 2004 Quick Facts

General Information

Location: 10027 Lurline Ave., Chatsworth, CA 91311

Nickname: Chancellors

Colors: Navy, Orange and White

Affiliation: CIF Los Angeles City Section

League: West Valley

Home Field: Chatsworth Ballpark (on campus)

Founded: 1963

Principal: Dan Wyatt

Athletic Director: Bud Dow

Assistant Athletic Director: Mike Immken

Baseball Coaches and Staff

Head Coach: Tom Meusborn (Long Beach State)

Assistant Coach: Fred Pudrith (Cal State Northridge)

Assistant Coach: P.C. Shaw (Cal State Northridge)

Head JV Coach: Stuart Sellz (Cal State Northridge)

Head Fr./So. Coach: Charlie Hatfield (Oklahoma)

Athletic Trainer: Mike Nash

Baseball Assistants: Liz Ramos, Debbie Rizzotti

Public Address Announcer: Gary Rennpferd

Nurse: Faith Ichida

Plant Manager: Chris Gunn

Baseball Office Phone: (818) 341-6211, Ext. 216

Table of Contents

Coaches & Staff

Administrators	2
Staff	3
Coaches	4-5

Varsity

Team	7
Outlook	8-9
Player Profiles	10-13

Junior Varsity

Team	15
Players	16-17

Frosh / Soph

Team	18
Players	19

Review

1980-2003 Overall Record	21
2003 National Champion Review	22-23

2003 Stats

Batting	24
Pitching	24
Fielding	24

Year Review

2003 & 2002	25
2001 & 2000	26
1999 & 1998	27
1997 & 1996	28
1995 & 1994	29
1993 & 1992	30
1991 & 1990	31

City Titles

1983 & 1990	32
1999 & 2001	33

Record Book

Batting Year-by-Year Leaders	34
Pitching Year-by-Year Leaders	35
Individual Season Batting Records	36
Individual Season Pitching Records	37
Career Batting	37
Career Pitching	38

Year by Year

1980-1984	39
1985-1991	40
1992-1998	41
1998-2003	42
Record Against Opponents	43
Team Records	43
No-Hitters by Chatsworth Pitchers	43
Team Season Records	43

Awards & Alumni

Awards	44
Chancellors in 4-Year College Baseball	45
Chancellors in Professional Baseball	45

Administrators chatsworth **2004**




Dan Wyatt
PRINCIPAL



Laura Voets
ASSISTANT PRINCIPAL



Beverly Bushner
ASSISTANT PRINCIPAL



Terry Potter
ASSISTANT PRINCIPAL




Warren Jarvis
ASSISTANT PRINCIPAL



Bud Dow
ATHLETIC DIRECTOR




Frances Maylad
FINANCE MANAGER



Gary Rennpferd
YOUTH SERVICE COORDINATOR/GM



Faith Ichida
NURSE



Chris Gunn
PLANT MANAGER



Claudia De La Torre
FINANCE ASSISTANT




Debbie Rizzotti
BASEBALL ASSISTANT




**TOM
MEUSBORN**
Head Varsity Coach

In his 15th season with Chancellors ... Has career record of 338-80-3 ... Chancellors have won one national title, four City Section and 11 WVL titles under his guidance ... Has coached Chatsworth to seven City title games ... Besides being selected national champions by three publications in 2003, his teams have been nationally ranked by different publications in 1990, 1998-2002. Honors include National Coach of the Year by USA Today in 2003 and by the High School Baseball Coaches Assn., California Coaches Assn. coach of the year in 2002, Cal-Hi Sports coach of the year in 2001, American Baseball Coaches Assn. Region 8 coach of the year in 2000, L.A. Times coach of the year in 2000 and 2001, L.A. City coach of the year in 1990 and "Pinnacle of Success" coach of the year in 1990 ... Was a physical education instructor and baseball coach at Grant High in Van Nuys before coming to Chatsworth ... Graduated from Long Beach State ... Resides in Granada Hills with his wife Mary, son Shawn and daughter Kellie ... Shawn is 13 years old and enjoys playing baseball, basketball and football ... Kellie is 9 years old and plays basketball and dances.



**STUART
SELLZ**
Head JV Coach

In his first season as head JV coach and fourth season with the Chancellors, the first three as an assistant on the frosh/soph and JV teams ... Replaces Ron Martinez, who coached JV team for 12 seasons ... Played at Chatsworth High and at Moorpark College ... Has been coach of American Legion team the last two summers ... Is an instructor at Lawrence Middle School ... Has B.S. in kinesiology from Cal State Northridge ... Is working on Master's degree in Cross Cultural Education ... Resides in Chatsworth with his fiancée Jennifer.




**CHARLIE
HATFIELD**
Head Frosh/Soph Coach

In his 11th season with the Chancellors ... Is in his 11th season as head coach of the frosh-soph team ... Also helps coach the varsity ... Has been an integral part of the American Legion baseball program for many seasons, serving as Area 6 commissioner ... Coached a Sylmar legion team to a World Series title ... Graduated from Oklahoma ... Resides in Northridge.

**FRED
PUDRITH**
Assistant Varsity Coach

In his third season with the Chancellors ... Was head coach at Monroe High in North Hills from 1997 to 2001... Also coached at Valley College and Crespi High ... Will work with Chancellor infielders and run the defense ... Played baseball at Van Nuys High ... Has a B.S. from Cal State Northridge ... Resides in Studio City.



**P.C.
SHAW**
Assistant Varsity Coach

In his second season with the Chancellors ... Spent 2002 season as an assistant coach at Alemany High ... Also had coaching stints at Cal State Northridge and Montclair Prep ... Will work with Chancellor hitters, coach thirdbase and run the offense ... Played baseball, football and soccer at Montclair Prep ... Has a B.S. in kinesiology from Cal State Northridge ... Resides in Woodland Hills.





NO.	NAME	POSITION	TH/BTS	HT	WT	GRADE
1	Tim Nowak	OF-2B	R/R	5-11	125	SR.
3	Matt Dominguez	3B	R/R	5-10	175	FR.
4	Andrew Baslow	OF	R/R	5-7	135	JR.
5	Mitul Patel	3B-2B	R/R	5-11	140	JR.
7	Jake Norton	P-OF	L/L	6-1	165	SR.
10	Zach Oasheim	P	L/L	6-0	175	SR.
11	Mike Moustakas	SS	R/L	5-9	155	FR.
14	Oscar Gutierrez	SS-2B	R/R	5-7	130	SO.
17	Bryan Petersen	OF-P	R/L	6-0	190	SR.
18	Mike Fernandez	C	R/R	5-10	170	SR.
20	Thomas Cassidy	1B-P	R/L	6-0	150	JR.
23	Willie Cabrera	2B	R/R	5-10	180	SR.
25	Chris Imel	OF	R/R	6-2	190	SR.
27	Jason Dominguez	P-OF	R/R	6-2	180	SR.
28	Adrian Pereyra	P	R/R	5-9	160	SR.
29	Josh Ravin	P	R/R	6-2	175	SO.
30	Oliver Padre	OF	R/R	5-10	185	SO.

Coaches

15	Tom Meusborn	Head Coach	Long Beach State
21	Fred Pudrith	Asst. Coach	Cal State Northridge
6	P.C. Shaw	Asst. Coach	Cal State Northridge
12	Charlie Hatfield	Asst. Coach	Oklahoma

2004 Chancellors

Expectations and comparisons can be two-edged swords. Sometimes they can motivate, but often seem to generate unnecessary pressure. How the 2004 Chancellors handle them remains to be seen.

This edition of the immensely successful Chatsworth baseball program has to deal with the aftermath of the greatest season in school history — a 33-1 record, 22nd West Valley League banner, a fifth Los Angeles City championship and the capper, a national title.

To expect a recurrence of such lofty achievements would be unfair, but not necessarily impossible. The Chancellors charge into the new season with another talented group of players ready to make its own statement.

PITCHERS

Senior right-hander Jason Dominguez, who has signed with Pepperdine, returns after posting an 11-0 record with a 2.60 earned-run average and 84 strikeouts in 70 innings.



Seniors Jake Norton and Zach Oasheim give the Chancellors two left-handers on the staff for the first time since 2001. Norton was 1-0 with a 3.35 ERA last season at Garden Grove Pacifica. Oasheim was 1-0 with the varsity and 3-0 with a 1.05 ERA on the JV.

Senior right-hander Bryan Petersen assumes the role of closer after basically staying off the mound the last two seasons. Senior right-hander Adrian Pereyra, promoted from JV, figures to lend a hand as well as junior right-hander Thomas Cassidy, and sophomore right-hander Josh Ravin.

Mike Fernandez



CATCHERS

After playing third base last season, senior Mike Fernandez moves behind the plate. The All-West Valley League selection provided punch with eight home runs to go with a .381 batting average and a .742 slugging percentage, second on the team.

Freshman Mike Moustakas, a shortstop, backs up Fernandez.

INFIELDERS

Senior Willie Cabrera anchors the Chancellor infield from his second base position after having a strong fall-winter season.

He has help on the right side of the infield from first baseman Thomas Cassidy, a hard-hitting junior. Cassidy was the backup last year.

The left side of the infield could be manned by freshmen, a whole new experience at Chatsworth. The only freshman infielder to previously start for the Chancellors was shortstop

Mike Moustakas



Willie Cabrera




Matt Dominguez

Matt Fisher (UC Irvine) in 1997. Now the left-handed-hitting Moustakas and third baseman Matt Dominguez, Jason's brother, try to follow suit.

Junior Mitul Patel, promoted from the JV, provides speed and a steady bat, and can play third base or second base. Slick-fielding sophomore Oscar Gutierrez can handle either key-stone position.

Mitul Patel



OUTFIELDERS

When not on the mound, Dominguez, an All-State selection and the WVL co-player of the year in 2003 with teammate Justin Cassel (UC Irvine), provides sock as the center fielder. He batted .449 with nine home runs last year.

Petersen, also pulling double duty, patrols right field or center field, depending on who is pitching. He belted five home runs last season, but none more memorable than the two-run shot against Carson in the City Section final at Dodger Stadium.

Bryan Petersen



Oscar Gutierrez



Andrew Baslow



Left-handed-hitting Norton is vying for a starting spot in the outfield, along with four players up from JV: junior Andrew Baslow, senior Chris Imel, senior Tim Nowak and sophomore Oliver Padre, the WVL JV player of the year in 2003.

OUTLOOK

Pitching is the cornerstone of every successful team and the Chancellors are not short on arms.

"The strength of our team starts on the mound," Coach Tom Meusborn said. "Our pitchers know we will have close games and they are ready for the challenge."

On offense, the Chancellors feature five players who combined for 25 of a school-record 41 home runs last season and some newcomers who also figure to provide muscle.

"We have a good mix of right-handed and left-handed hitters with power," Meusborn said. "We have the ability to score a lot of runs."

The defense is revamped, particularly in the infield, but Meusborn doesn't expect any letdown.

"Our team was very solid last fall," he said. "We are excited about the way the new guys have played so far."

Oliver Padre





4 _____


OF

5-7 • 135 • Junior

Bats: Right • Throws: Right

**ANDREW
BASLOW**

Coach's comments: Andrew is an energetic, hard-working player. He can play all three outfield positions. Andrew's speed will put pressure on opposing teams. **2003:** Was second on JV with .465 batting average and third with 40 hits ... First-team JV All-WVL ... Was a scholar-athlete. **2002:** Played on JV. **Personal:** Born Sept. 23, 1987 ... son of Kathy and David Baslow. **Greatest athletic achievement:** Hit a score-tying home run in a Little League All-Star tournament game. **Person he would like to meet:** Shawn Green. **Hobbies:** Snowboarding, riding quads, video games. **Favorite vacation spot:** Hawaii. **Nickname:** Bazz. **Youth baseball:** Northridge Little League and North Valley Pony. **College:** Would like to attend Cal State Fullerton, San Diego State or Cal State Northridge.



23 _____

2B

5-10 • 180 • Senior

Bats: Right • Throws: Right

**WILLIE
CABRERA**

Coach's comments: Willie is one of the top players in the area. We are excited about having him back in the lineup. He is one of the best offensive players I have ever coached. Being a three-year player, Willie will provide leadership in the infield. **2003:** Played only seven games at second base ... Had seven doubles and 21 total bases in 28 at-bats and .500 batting average. **2002:** Was starting second baseman ... Batted .278 with four doubles ... Led infielders and outfielders with .977 fielding percentage. **2001:** Played on JV ... Batted .432 ... Had team-high 38 hits. **Personal:** Born August 3, 1986 ... son of Ana Marie Cabrera. **Greatest athletic achievement:** Making the Chatsworth team. **Person he would like to meet:** Wayne Newton. **Hobbies:** Guitar. **Favorite vacation spot:** Big Bear. **Nickname:** Hoser. **Youth baseball:** Sun Valley Bums. **College:** Would like to attend UC Irvine, Cal State Fullerton, Long Beach State or UCLA.



20 _____

1B-P

6-0 • 150 • Junior

Bats: Left • Throws: Right

**THOMAS
CASSIDY**

Coach's comments: We look for Thomas to have a big year. He will be competing for time at first base and on the mound. Thomas can also play third base and the outfield. He brings a powerful left-handed bat to the lineup. **2003:** Had .407 on-base percentage ... Had .986 fielding percentage ... Was 1-0 in three appearances ... Was a scholar-athlete. **2002:** Played on JV ... Batted .290 and was third on team with 17 RBIs ... Was 3-0 with 2.17 ERA. **Personal:** Born Dec. 21, 1986 ... son of Kathy and Tom Cassidy ... **Greatest athletic achievement:** Hit two home runs in a game. **Person he would like to meet:** Derek Jeter. **Hobbies:** Playing basketball, video games. **Favorite vacation spot:** San Diego. **Nickname:** Twitch. **Youth baseball:** Sunrise Little League and Westhills Pony. **College:** Would like to attend UCLA.



27 _____

P-OF

6-2 • 180 • Senior

Bats: Right • Throws: Right

**JASON
DOMINGUEZ**

Coach's comments: Jason is one of the best players to ever play at Chatsworth. Jason is an exceptional athlete, which helps make him a five-tool player. He plays with a great deal of confidence and poise. He is one of the top players in the country. We will rely on his leadership to stabilize the team. **2003:** Led team with .449 batting average, nine home runs and a team-record 47 RBIs ... Set team record with 94 total bases ... Had .879 slugging average ... Was 11-0 with 2.60 ERA ... WVL co-player of the year ... First-team All-State and All-City. **2002:** Led team with .465 batting average, eight home runs and 38 RBIs ... Had .818 slugging percentage ... Was 5-1 with 3.31 ERA ... First-team All-City and All-WVL. **2001:** Was 6-0 with 2.08 ERA ... Batted .345 ... Second-team All-WVL. **Personal:** Born December 17, 1985 ... son of Cindy and Fernando Dominguez. **Greatest athletic achievement:** Being selected All-State last season. **Person he would like to meet:** Doc Holliday. **Hobbies:** Golf, watching wrestling. **Favorite vacation spot:** Pismo Beach. **Nicknames:** Ice, Jay. **Youth baseball:** Mid-Valley Pony and North Valley Pony. **College:** Signed with Pepperdine.

Coach's comments: Matt's strong performance during the fall season put him in a position to compete for playing time at third base. His strong arm and soft fielding hands have been impressive. Matt has the ability to hit the ball hard to all fields. He continues to get better each day. **Personal:** Born August 28, 1989 ... son of Cindy and Fernando Dominguez. **Greatest athletic achievement:** Hitting a game-winning home run. **Person he would like to meet:** Alex Rodriguez. **Hobbies:** Playing video games, running. **Favorite vacation spot:** Lake Mead, Nevada. **Nickname:** Sloth. **Youth baseball:** Mid-Valley Pony and North Valley Pony. **College:** Would like to attend Pepperdine or USC.



3

3B

5-10 • 175 • Freshman

Bats: Right • Throws: Right

MATT
DOMINGUEZ

Coach's comments: Mike is making the move back to catcher, where he started on the JV his sophomore year. Mike has the best arm of any catcher I've ever coached. His ability to throw runners out will discourage teams from trying to steal. Mike has the ability to hit with power to all fields. **2003:** Started at third base ... Batted .381 with eight home runs and nine doubles ... Had .742 slugging percentage ... Had 72 total bases, third-most on the team. **2002:** Played on JV ... Led team with 31 hits, five home runs and eight triples ... Was second on team with 25 RBIs ... Batted .456. **Personal:** Born January 8, 1986 ... son of Terri and Jess Fernandez. **Greatest athletic achievement:** Hitting eight home runs last season. **Person he would like to meet:** Burt Reynolds. **Hobbies:** Playing video games. **Favorite vacation spot:** Yosemite. **Nickname:** Fern. **Youth baseball:** North Valley Pony. **College:** Would like to attend Louisiana State.



18


C

5-10 • 170 • Senior

Bats: Right • Throws: Right

MIKE
FERNANDEZ

Coach's comments: Oscar is a solid player. He can play shortstop and second base. Oscar enjoys playing the game and works hard to improve his skills. He handles the bat well and consistently puts the ball in play. **2003:** Batted .330 on JV team ... Fourth on team with 30 hits ... First-team JV All-WVL ... **Personal:** Born Oct. 29, 1988 ... son of Maria and Jose Gutierrez. **Greatest athletic achievement:** Making the Chatsworth team. **Person he would like to meet:** Alex Rodriguez. **Hobbies:** Riding bikes, video games. **Favorite vacation spots:** Arizona and Mexico. **Nickname:** O. **Youth baseball:** West Valley Little League and Westhills Pony. **College:** Would like to attend UCLA.



14

SS-2B

5-7 • 130 • Sophomore

Bats: Right • Throws: Right

OSCAR
GUTIERREZ

Coach's comments: Chris will compete for playing time in the outfield and as a designated hitter. He is working hard to make the transition from infield to outfield. He brings a powerful bat to the team. **2003:** Fourth on JV with 19 RBIs and tied for team lead with two home runs. **2002:** Played on JV. **Personal:** Born Aug. 6, 1986 ... son of Linda and Tim Imel. **Greatest athletic achievement:** Hit two grand slams in one game. **Person he would like to meet:** Bill O'Reilly. **Hobbies:** Political debate, drawing. **Favorite vacation spot:** Las Vegas. **Youth baseball:** Chatsworth Junior Baseball League. **College:** Would like to attend George Washington.



25

OF

6-2 • 190 • Senior

Bats: Right • Throws: Right

CHRIS
IMEL



11

SS

5-9 • 155 • Freshman

Bats: Left • Throws: Right

MIKE MOUSTAKAS

Coach's comments: Mike will compete for the starting shortstop position. He is a very talented player. Mike has good range and a strong arm. He brings a solid left-handed bat to the team. Mike is going to be an outstanding player. **Personal:** Born Sept. 11, 1988 ... son of Connie and Mike Moustakas. **Greatest athletic achievement:** Making the Chatsworth baseball and football varsity teams. **Person he would like to meet:** Miguel Tejada. **Hobbies:** Playing football. **Favorite vacation spot:** Florida. **Nickname:** Moose. **Youth baseball:** Club teams. **College:** Would like to attend Stanford or Miami.



7

P-OF

6-1 • 165 • Senior

Bats: Left • Throws: Left

JAKE NORTON

Coach's comments: Jake will be competing for a midweek starting position. He pitched very well in the fall. His poise and experience will put us in a position to win games. He brings another left-handed bat to the team. **2003:** Was 1-0 with 3.35 ERA and batted .348 with 13 RBIs at Pacifica High in Garden Grove. **Personal:** Born Sept. 19, 1986 ... son of Susan and Mike Norton. **Greatest athletic achievement:** MVP of the Steamboat Colorado World Series. **Person he would like to meet:** Shaft. **Hobbies:** Playing baseball, bodyboarding. **Favorite vacation spot:** Mexico. **Nickname:** Jake the Snake. **Youth baseball:** West Garden Grove Little League. **College:** Would like to attend any West Coast college.



1

OF-2B

5-11 • 125 • Senior

Bats: Right • Throws: Right

TIM NOWAK

Coach's comments: Tim had a solid fall season. He will compete for a starting position in the outfield. Tim has good speed and runs the bases very well. Tim will play many roles on our team. He is the kind of player we need to have to be successful. **2003:** Played on JV ... Shared time between infield and outfield... Led team with five sacrifices ... Was a scholar-athlete. **Personal:** Born May 27, 1986 ... son of Pam and Ted Nowak. **Greatest athletic achievement:** Driving in the winning run to win a tournament. **Person he would like to meet:** Andruw Jones. **Hobbies:** Playing video games. **Favorite vacation spot:** Hawaii. **Nickname:** Slim Tim. **Youth baseball:** Chatsworth Junior Baseball League. **College:** Would like to attend USC.



10

P

6-0 • 175 • Senior

Bats: Left • Throws: Left

ZACH OASHEIM

Coach's comments: Zach has worked hard to develop his change-up, along with his fastball and curveball. Zach gives us a quality left-hander that can start games or come out of the bullpen. **2003:** Had five appearances ... Pitched nine innings to beat Las Vegas Coronado in tournament ... Was only left-hander on the staff. **Personal:** Born Nov. 3, 1986 ... son of Jannine and Mike Oasheim. **Greatest athletic achievement:** Making the Chatsworth team. **Person he would like to meet:** Sandy Koufax. **Hobbies:** Riding bikes, skateboarding. **Favorite vacation spot:** Lake Arrowhead. **Nickname:** Oash. **Youth baseball:** Mid-Valley Pony and William S. Hart Pony. **College:** Would like to attend USC.

Coach's comments: Oliver will be competing for a starting position in the outfield. He had an outstanding season last summer with our American Legion team. Oliver has the ability to be an outstanding hitter. His short and powerful swing will cause problems for opponents. **2003:** Led JV with .511 batting average, 46 hits and 32 RBIs ... WVL JV player of the year ... Was a scholar-athlete. **Personal:** Born April 4, 1988 ... son of Susana and Ronuelo Padre. **Greatest athletic achievement:** Making the Chatsworth baseball and football varsity teams. **Person he would like to meet:** Derek Jeter. **Hobbies:** Playing sports, video games. **Favorite vacation spot:** Las Vegas. **Nickname:** Olly. **Youth baseball:** Northridge Little League and North Valley Pony. **College:** Would like to attend USC or UCLA.



30

OF

5-10 • 185 • Sophomore

Bats: Right • Throws: Right

OLIVER
PADRE

Coach's comments: Mitul is an outstanding athlete. He can play many positions. Mitul will be competing for playing time, mainly at third base. His speed and ability to put the ball in play will cause problems for opposing teams. **2003:** Played on JV ... Second on team with 41 hits, third in batting at .423 ... Led team with seven triples and 15 stolen bases ... Was a scholar-athlete. **2002:** Played on JV. **Personal:** Born Jan. 18, 1987 ... son of Lata and Navin Patel. **Greatest athletic achievement:** Getting the game-winning hit to win a tournament. **Person he would like to meet:** Bret Boone. **Hobbies:** Playing sports, relaxing. **Favorite vacation spot:** Las Vegas. **Nickname:** Mad Indian. **Youth baseball:** Chatsworth Junior Baseball League. **College:** Would like to attend a UC school.



5

3B-2B

5-11 • 140 • Junior

Bats: Right • Throws: Right

MITUL
PATEL

Coach's comments: Adrian had a strong fall performance. We look for him to get quality innings on the mound. Adrian has the ability to get big outs when needs them. He adds depth to a very good pitching staff. **2003:** Led JV with 0.91 ERA and was 5-0. **Personal:** Born Nov. 7, 1986 ... son of Eloisa and Higinio Pereyra. **Greatest athletic achievement:** Throwing a perfect game. **Person he would like to meet:** Faith Hill. **Hobbies:** Playing video games. **Favorite vacation spot:** Cancun, Mexico. **Youth baseball:** Chatsworth Junior Baseball League. **College:** Would like to attend UCLA or UC San Diego.



28

P

5-9 • 160 • Senior

Bats: Right. Throws: Right

ADRIAN
PEREYRA

Coach's comments: Bryan will play right field and center field, and pitch. He was very impressive on the mound in the fall. Bryan is a fastball and change-up pitcher who will rely on both pitches. We look to use Bryan as a closer. On offense, he will play a major role on our team. **2003:** Had 29 RBIs and five home runs, including a two-run blast in City Section final at Dodger Stadium ... Second on team with 21 walks ... Fourth on team with 32 runs ... Was a scholar-athlete. **2002:** Batted .333 with eight doubles and two triples. **2001:** Played at L.A. Baptist High. **Personal:** Born April 9, 1986 ... son of Sandy and Ray Petersen. **Greatest athletic achievement:** Hitting a home run at Dodger Stadium last year. **Person he would like to meet:** God. **Hobbies:** Surfing, working on cars, playing drums. **Favorite vacation spot:** Hawaii. **Nickname:** Petey. **Youth baseball:** Valley Christian Athletic Assn. **College:** No specific choice.



17

OF-P

6-0 • 190 • Senior

Bats: Left • Throws: Right

BRYAN
PETERSEN



29

P

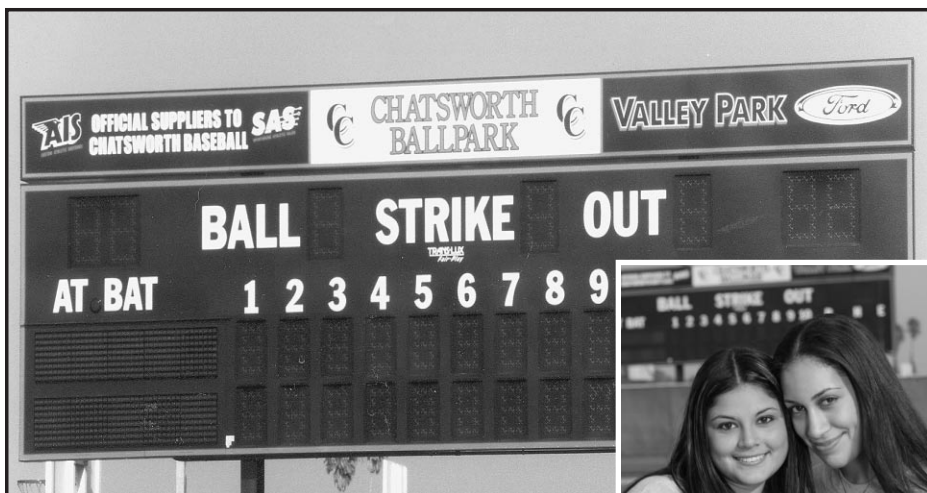
6-2 • 175 • Sophomore

Bats: Right • Throws: Right

JOSH RAVIN

Coach's comments: Josh is a very talented player. He has a strong arm and fields his position well. Josh adds to a strong pitching staff. **2003:** Had 2-0 record on JV with 3.00 ERA. **Personal:** Born Jan. 21, 1988 ... son of Lana and Virgil Ravin. **Greatest athletic achievement:** Hitting a home run in championship game of Cooperstown tournament. **Person he would like to meet:** Roger Clemens. **Hobbies:** Playing video games, running. **Favorite vacation spot:** Hawaii. **Youth baseball:** Mid-Valley Pony and North Valley Pony. **College:** Would like to attend USC or UCLA.

Scorekeeping



For the second year in a row, juniors Stephanie Bermudez, left, and Mary Barbarian will handle the varsity stat-keeping. They hope to be as busy this season counting the runs scored by the Chancellors as they were last year, their first with the team.

2004

Jr. Varsity roster




NO.	NAME	POSITION	TH/BTS	HT	WT	GRADE
1	Jason Fitzpatrick	OF	L/L	5-5	125	SO.
2	Nick Devian	SS-3B	R/R	5-6	135	FR.
3	Justin Waters	2B	R/R	5-0	90	SO.
4	Sam Dutra	OF-P	R/R	5-5	120	SO.
5	Carlos Najar	1B-C	R/R	6-1	165	JR.
7	Bobby Coyle	OF-P	L/L	5-10	150	FR.
9	Jeff Redmond	3B	R/R	5-10	135	SO.
10	Kyle Barbato	C-1B	R/L	5-11	130	SO.
11	Jonathan O'Leary	P	R/R	5-9	140	SO.
14	J.C. Barker	C-OF	R/R	6-1	170	JR.
21	Jon Shields	OF	L/L	5-8	145	FR.
22	Darren Norris	P-1B	R/R	6-3	195	JR.
25	Ryan Shindelus	P	L/R	5-11	180	JR.
27	Phil McManama	OF	R/R	5-10	155	FR.
32	Brandon Sellz	2B	R/R	5-6	125	SO.
41	Jarod Mateko	SS-P	R/R	5-10	150	FR.
44	Troy Cassidy	P-1B	L/R	5-11	165	FR.
45	Daniel Simmons	P-1B	R/R	6-4	180	SO.
46	Kevin Treinen	SS-2B	R/R	5-8	120	FR.

Coaches


24 Stuart Sellz

Head Coach

Cal State Northridge



10 Kyle Barbato



14 J.C. Barker



44 Troy Cassidy

2004 Chancellors


Former Chancellor player Stuart Sellz takes over the JV team, which enjoyed remarkable success for 12 seasons under Ron Martinez, winning 10 league championships. The team finished with a 24-2-3 record last year and won the West Valley League title.




7 Bobby Coyle



2 Nick Devian




4 Sam Dutra




1 Jason Fitzpatrick

2004


Jr.Varsity_{players}




41 Jarod Mateko




27 Phil McManama




5 Carlos Najar




22 Darren Norris




11 Jonathan O'Leary




9 Jeff Redmond




32 Brandon Sellz



21 Jon Shields




25 Ryan Shindelus



45 Daniel Simmons



46 Kevin Treinen



3 Justin Waters

Frosh/Soph roster 2004



NO.	NAME	POSITION	TH/BTS	HT	WT	GRADE
6	Chris Swartz	SS	R/R	5-5	120	FR.
15	Matt McKenna	1B-P	R/R	6-1	145	SO.
16	Mike Hasenfus	OF	L/L	5-5	120	FR.
17	Brad Mills	OF	R/R	5-10	155	SO.
20	Trent Jones	P-OF	R/R	6-2	160	FR.
23	Nick Dillon	2B-3B	R/R	5-6	140	SO.
26	Wesley Spire	OF	L/R	5-7	135	FR.
33	James McKenna	2B	R/R	5-6	105	FR.
34	Rob Davenport	OF	L/L	5-3	105	FR.
37	Brian Gallay	C	R/R	5-10	150	SO.
38	Ryan Merrill	C	R/R	5-4	140	FR.
42	Keith Higgins	OF	R/R	5-6	160	SO.
43	Luis Ramirez	OF	R/R	5-6	120	FR.


COACH

12 Charlie Hatfield Head Coach Oklahoma

2004
chancellors

2004


Frosh/Soph players



34 Rob Davenport



23 Nick Dillon




37 Brian Gallay



16 Mike Hasenfus


The irrepressible and irreplaceable Charlie Hatfield returns for his 11th season at the helm of the team, to go along with his duties as an assistant on the varsity team. The Frosh/Soph team finished with a 5-5 record last year.



42 Keith Higgins




20 Trent Jones



38 Ryan Merrill



33 James McKenna




15 Matt McKenna




17 Brad Mills



43 Luis Ramirez



26 Wesley Spire



6 Chris Swartz

Stat Tracker

Streaks

Senior right-hander Justin Cassel (UC Irvine) finished the 2003 season with 25 consecutive scoreless innings. Here's the breakdown:

- Five innings against Granada Hills in a league game May 20
- Four innings against Fremont in the first round of the playoffs May 30
- Seven innings against Kennedy in the second round of the playoffs June 4
- Two innings in relief against Banning in the playoff semifinals June 6
- Seven innings against Carson in City Final on June 10

The Chancellors scored at least one run in 21 consecutive innings, starting in the sixth inning of an 8-0 victory over Taft on March 25 and continuing through first four innings of a 10-5 victory over El Camino Real on April 3.

Dodger Stadium

Since the City Section title game was first played at Dodger Stadium in 1969, Chatsworth has played at the venue 10 times, including twice for third place when such a game was also held at the stadium. Here's a recap:

Year	Opponent	W/L	Score	Place
1981	Sylmar	L	1-0	4th *
1982	Banning	W	5-3	3rd *
1983	Sylmar	W	8-7	1st *
1990	El Camino Real	W	3-2	1st **
1993	El Camino Real	L	7-6	2nd **
1994	El Camino Real	L	7-6 (9)	2nd **
1998	El Camino Real	L	5-2	2nd **
1999	Poly	W	17-7	1st **
2001	Roosevelt	W	2-1	1st **
2003	Carson	W	3-0	1st **

* Coached by Bob Lofrano

** Coached by Tom Meusborn

Chancellors in National Polls

USA Today

1. CHATSWORTH
2. La Costa Canyon (Carlsbad, CA)
3. Owasso (Owasso, MS)
4. Riverside (Greer, SC)
5. St. Paul's Episcopal (Mobile, AL)
6. La Quinta (Westminster, CA)
7. New Hope (Columbus, MS)
8. Seton Hall Prep (West Orange, NJ)
9. Chaparral (Scottsdale, AZ)
10. Westside (Omaha, NE)
11. Columbus (Miami, FL)
12. Farragut (Knoxville, TN)
13. East Ascencion (Gonzales, LA)
14. Lakewood Ranch (Bradenton, FL)
15. DeMatha (Hyattsville, MD)

Baseball America

1. CHATSWORTH
2. Farragut (Knoxville, TN)
3. La Quinta (Westminster, CA)
4. Riverside (Greer, SC)
5. La Costa Canyon (Carlsbad, CA)
6. Round Rock (Round Rock, TX)
7. St. Paul's Episcopal (Mobile, AL)
8. La Cueva (Albuquerque, NM)
9. Seton Hall Prep (West Orange, NJ)
10. Rose (Greenville, NC)
11. New Hope (Columbus, MS)
12. Owasso (Owasso, OK)
13. Chaparral (Scottsdale, AZ)
14. Elkins (Missouri City, TX)
15. A&M Consolidated (College Station, TX)

Collegiate Baseball

1. CHATSWORTH
2. Riverside (Greer, SC)
3. La Quinta (Westminster, CA)
4. Seton Hall Prep (West Orange, NJ)
5. Farragut (Knoxville, TN)
6. La Cueva (Albuquerque, NM)
7. La Costa Canyon (Carlsbad, CA)
8. St. Paul's Episcopal (Mobile, AL)
9. Owasso (Owasso, OK)
10. New Hope (Columbus, MS)
11. Clay Chalkville (Pinson, AL)
12. Westside (Omaha, NE)
13. Junius H. Rose (Greenville, NC)
14. Elkins (Missouri City, TX)
15. Columbus (Miami, FL)

**1980-
2003**

Review

varsity teams

City Champions	Chancellors' Overall Record				League Champions
1983	Year	Overall	League	Finish	1969 • 1972
	1980	15-9-1	7-7-1	4th	1981
1990	1981	19-9	11-4	1st	1982 • 1983
	1982	24-5	13-2	1st	1984
1999	1983	24-5	11-4	1st	1985 • 1986
	1984	19-7	12-3	1st	1987
2001	1985	23-4	14-1	1st	1988 • 1989
	1986	17-10	11-4	1st	1991
2003	1987	19-7	11-4	1st	1992 • 1994
	1988	29-2	15-0	1st	1995
	1989	21-7	12-4	1st	1996 • 1997
	1990	24-5-1	12-4-1	2nd	1998
	1991	18-7-1	13-3-1	1st	1999 • 2000
	1992	17-11	11-6	1st	2001
	1993	22-8	12-5	2nd	•
	1994	28-5	16-1	1st	2003
	1995	17-10	11-6	1st	
	1996	22-7	11-6	1st	
	1997	20-9	13-4	1st	
	1998	29-4	15-2	1st	
	1999	27-3	16-1	1st	
	2000	25-2-1	15-0	1st	
	2001	31-2	13-2	1st	
	2002	25-6	8-5	3rd	
	2003	33-1	15-0	1st	

**National
Champions
2003**

2003 National

2003

Tuesday, June 10

Los Angeles City Section Champions National Champions

Much more than a City Section title was at stake for the Chancellors when they faced the Carson Colts on a cool night at Dodger Stadium. The Chancellors went into the game ranked No. 1 in the nation and only a victory would guarantee their first national championship. They stood up to the challenge. Behind a marvelous performance by right-hander Justin Cassel and a huge home run by left fielder Bryan Petersen, the Chancellors defeated the Colts, 3-0, in front of about 4,000.

It was Chatsworth's third City Section title in five years and fifth overall. And when the final polls were announced a few days later, the Chancellors were declared national champions by USA Today, Baseball America magazine and Collegiate Baseball magazine. They were the first California team to be voted No. 1 in the nation by Baseball America in 11 years.

Cassel (15-0), a UC Irvine-bound senior who dominated all season, saved his best for the biggest stage yet. He took a no-hitter into the seventh inning before settling for his fourth one-hitter and eighth shutout of the year. As expected, he was selected the City Section most valuable player.

The Chancellors (33-1) reached the final riding a 14-game winning streak, including shutouts in two of the three playoff games: Fremont, 12-0; Kennedy, 2-0, and Banning, 4-3. Carson, which had lost to Chatsworth, 5-4, in a nonleague game at Carson in March, represented the last obstacle on the championship road.

Chatsworth wasted no time getting on the scoreboard. Senior leadoff batter and right fielder Keith Renno reached on an error and scored on senior catcher Jordan Sisson's single through the middle for a 1-0 lead in the bottom of the first inning.

Cassel then went to work and made the run stand inning after inning with a hard fastball and sharp curve ball that produced nine strikeouts. The first-inning run would have been sufficient to win the game, but Petersen came up with a virtual clincher in the sixth inning.

With senior pitcher Ross Liddell pinch-running at second base for junior outfielder Kevin Lee, who had walked as a pinch-hitter, Petersen turned on a 0-and-1 offering from right-hander Luis Magadan and blasted a 375-homer to right-center field to put the Chancellors ahead, 3-0. It was only the 15th homer in a City Section final since the title game started being played at Dodger Stadium in 1969.

A few minutes later, after senior second baseman Nimish Patel had fielded a grounder and fed senior shortstop Brett Munster for a game-ending force out at second base, the Chancellors were celebrating like they had never before—with another City Section title and their first national championship.

2003 City Section Final Box Score

CARSON

	AB	R	H	BI
Garcia, 2b	2	0	0	0
Camarillo, ss	3	0	0	0
Aguilar, c	2	0	0	0
Sims, rf	3	0	1	0
Napoleon, 1b	2	0	0	0
Rodriguez, 3b	3	0	0	0
Cruz, dh	2	0	0	0
Magadan, p	2	0	0	0
Jenkins, cf	2	0	0	0
a-Vargas, if	0	0	0	0
Totals	21	0	1	0

CHATSWORTH

	AB	R	H	BI
Renno, rf	2	1	0	0
Petersen, lf	3	1	1	2
Dominguez, cf	3	0	1	0
Sisson, c	3	0	1	1
Munster, ss	3	0	1	0
Fernandez, 3b	2	0	0	0
Fredericks, dh	2	0	0	0
Kops, 1b	2	0	0	0
Patel, 2b	1	0	0	0
Lee, ph	0	0	0	0
Liddell, pr	0	1	0	0
b-Cassel, p	0	0	0	0
Totals	21	3	4	3

a-replaced at bat by Cruz.

b-replaced at bat by Fredericks.

Carson	000	000	0	—	0
Chatsworth	100	002	x	—	3

E—Rodriguez. LOB—Carson 4, Chatsworth 2.

HR—Petersen (5). SB—Napoleon, Renno, Dominguez.

S—Renno.

Carson

	IP	H	R	ER	BB	SO
Magadan, L (14-5)	5.1	3	3	3	0	6
Hernandez	0.2	0	0	0	2	2


Chatsworth

	IP	H	R	ER	BB	SO
Cassel, W (15-0)	7	1	0	0	3	9

Champions 2003



Keith Renno steals second base in the first inning.



Catcher Jordan Sisson and pitcher Justin Cassel hoop it up after the final out.



Justin Cassel delivers en route to a one-hit victory.



Bryan Petersen, right, is greeted by Ross Liddell (30) and Jason Dominguez after his sixth-inning home run.



Keith Renno makes a diving catch in right field.



Coach Tom Meusborn and pitcher Justin Cassel celebrate the 3-0 victory.



Cassel hoists championship trophy.



Chancellors welcome Bryan Petersen after his two-run home run in the sixth inning.

2003 Stats

RECORD: 33-1

HOME: 17-0

AWAY: 13-0

NEUTRAL: 3-1

LEAGUE: 15-0

BATTING

(Sorted by Average)

Player	AVG	GP-GS	AB	R	H	2B	3B	HR	RBI	TB	SLG%	BB	HBP	SO	GDP	OB%	SF	SH	SB-ATT
Art Cisneros	.667	13-0	3	7	2	0	1	0	0	4	1.333	1	0	0	1	.750	0	0	1-2
Willie Cabrera	.500	7-7	28	10	14	7	0	0	5	21	.750	0	1	2	0	.517	0	0	2-2
Jason Dominguez	.449	34-34	107	40	48	11	4	9	47	94	.879	23	2	16	1	.549	1	0	7-8
Keith Renno	.444	34-34	117	48	52	8	1	3	20	71	.607	11	4	18	0	.508	0	5	14-15
Chris Fredericks	.400	30-24	70	14	28	3	1	1	14	36	.514	10	1	16	1	.481	0	2	5-7
Jordan Sisson	.385	34-34	117	35	45	8	1	9	42	82	.701	6	6	13	4	.432	3	0	2-3
Mike Fernandez	.381	34-34	97	20	37	9	1	8	28	72	.742	8	6	27	1	.455	1	3	8-10
Brett Munster	.364	34-34	107	28	39	8	2	3	37	60	.561	9	5	18	3	.438	0	4	6-11
Bryan Petersen	.307	33-33	101	32	31	6	3	5	29	58	.574	21	3	20	0	.437	1	1	8-11
Jared Kops	.261	28-25	69	11	18	5	0	0	10	23	.333	4	5	13	0	.342	1	3	2-2
Kevin Lee	.259	23-10	27	10	7	1	0	2	2	14	.519	10	3	6	2	.500	0	2	1-1
Thomas Cassidy	.222	19-17	45	8	10	2	0	1	9	15	.333	12	2	7	1	.407	0	1	2-2
Justin Cassel	.167	6-5	12	0	2	0	0	0	3	2	.167	0	1	7	0	.214	1	0	0-0
Nimish Patel	.103	30-30	29	3	3	1	0	0	2	4	.138	2	0	12	1	.161	0	3	1-1
Evan Jachno	.000	2-0	3	1	0	0	0	0	0	0	.000	1	0	2	0	.250	0	0	0-0
Ross Liddell	.000	4-0	0	3	0	0	0	0	0	0	.000	0	0	0	0	.000	0	0	0-0
Total	.361	34-34	932	270	336	69	14	41	248	556	.597	118	39	177	15	.449	8	24	59-75
Opponents	.194	34-34	813	78	158	33	3	12	71	233	.287	71	18	240	17	.273	3	12	10-16

LOB — Team (222), Opponents (158). Picked off — Fernandez 4, Munster 1, Fredericks 1, Sisson 1.

PITCHING

(Sorted by Earned-Run Average)

Player	ERA	W-L	APP	GS	CG	SHO	SV	IP	H	R	ER	BB	SO	2B	3B	HR
Thomas Cassidy	0.00	1-0	3	0	0	0	0	2.2	1	0	0	4	3	0	0	0
Bryan Petersen	0.00	0-0	1	1	0	0	0	1.0	0	0	0	2	1	0	0	0
Ross Liddell	0.00	0-0	1	0	0	0	0	0.1	0	0	0	0	0	0	0	0
Chris Bowers	0.00	0-0	1	0	0	0	0	0.1	0	0	0	2	0	0	0	0
Justin Cassel	1.13	15-0	17	15	13	8	1	99.0	57	17	16	22	119	12	0	1
Jason Dominguez	2.60	11-0	12	11	8	2	0	70.0	46	29	26	24	84	9	1	8
Evan Jachno	3.05	5-1	9	6	2	0	0	39.0	35	20	17	11	21	8	0	1
Zach Oasheim	5.25	1-0	5	1	1	0	0	14.2	19	12	11	6	12	4	2	2
Total	2.16	33-1	34	34	24	12	1	227.0	158	78	70	71	240	33	3	12
Opponents	8.05	1-33	34	34	14	1	0	209.2	336	270	241	118	177	69	14	41

PB — Team (1), Sisson 1. Pickoffs — Team (7), Cassel 5, Oasheim 2, Opponents (4). SBA/ATT — Sisson (10-16), Cassel (4-8), Dominguez (2-3), Petersen (2-3), Jachno (2-2).

FIELDING

(Sorted by Percentage)


Player	C	PO	A	E	FLD%	Player	C	PO	A	E	FLD%
Jason Dominguez	34	27	7	0	1.000	Mike Fernandez	57	8	44	5	.912
Bryan Petersen	27	27	0	0	1.000	Justin Cassel	28	9	16	3	.893
Willie Cabrera	20	6	14	0	1.000	Zach Oasheim	7	0	6	1	.857
Chris Fredericks	8	8	0	0	1.000	Evan Jachno	13	4	7	2	.846
Kevin Lee	2	1	1	0	1.000	Ross Liddell	0	0	0	0	.000
Jordan Sisson	257	242	13	2	.992	Art Cisneros	0	0	0	0	.000
Thomas Cassidy	69	58	10	1	.986	Chris Bowers	0	0	0	0	.000
Jared Kops	187	172	12	3	.984						
Keith Renno	53	52	0	1	.981	Total	976	681	266	29	.970
Nimish Patel	109	34	70	5	.954	Opponents	906	629	220	57	.937
Brett Munster	105	33	66	6	.943						

DPs turned — Team (17), Opponents (15).

2003-
2002

Review

varsity teams



2003


National Champions

L to R

Front: Kevin Lee, Willie Cabrera, Art Cisneros, Michael Encinas, Brian Kaplun, Shawn Meusborn, Mike Fernandez, Oliver Padre, Oscar Gutierrez.

Middle: Mitul Patel, Thomas Cassidy, Jordan Sisson, Chris Fredericks, Bryan Petersen, Ross Liddell, Zach Oasheim, Nimish Patel, Evan Jachno, Assistant Coach Ron Martinez.

Back: Trainer Mike Nash, Assistant Coach P.C. Shaw, Assistant Coach Fred Pudrith, Assistant Coach Mike Encinas, Justin Cassel, Brett Munster, Keith Renno, Jared Kops, Jason Dominguez, Assistant Coach Stuart Sellz, Assistant Coach Charlie Hatfield, Head Coach Tom Meusborn.



2002


City Semi- Finalists

L to R

Front: Art Cisneros, Willie Cabrera, Brian Lee, Robert Ninfo, Joudan Leiro

Middle: Jordan Sisson, Ryan Barba, Bryan Petersen, Chris Fredericks, Jason Dominguez

Back: Assistant Coach Fred Pudrith, Justin Cassel, Keith Renno, Joe Guntz, Brett Munster, Jared Halpert, Head Coach Tom Meusborn



2001 City Champs

L to R


- Front:** Brian Lee, Joudan Leiro, Brent Paet, Nick Sarian, Brian Kaplun, Shawn Meusborn, Danny Dominguez, Paul Baumstark, Robert Ninfo
- Middle:** Brett Munster, Chris Fredericks, Art Chavarria, Jordan Sisson, Gregg Wallis, Jon Selman, Ian Kramer, Ryan Barba, Joe Guntz, Jason Dominguez
- Back:** Assistant Coach Matt LaCour, Assistant Coach Chuck Hatfield, Assistant Coach Mike Encinas, George Spadier, Jared Halpert, Sean Richards, Justin Cassel, Keith Renno, Assistant Coach Stuart Sellz, Assistant Coach Ron Martinez, Head Coach Tom Meusborn



2000 City Quarter- Finalists

L to R

- Front:** Brian Levinson, Justin Hanchett, Danny Dominguez, Brian Lee, Oscar Marin
- Middle:** Sean Richards, Art Chavarria, Matt Fisher, Ryan Barba, Gregg Wallis, Joe Guntz
- Back:** Assistant Coach Matt LaCour, Assistant Coach John DiPoma, Andy Orsini, Jared Halpert, Brett Munson, George Spadier, Nick Huston, Jacob Ball, Head Coach Tom Meusborn



1999 City Champs

L to R

Front: Jared Halpert, Scott Drake, Matt Fisher, Gregg Wallis, Joe Guntz, Shawn Meusborn

Middle: Bradley Sarian, Scott Sellz, Jeff Spector, Jason Spector, Brett Munson, Sean Richards, Jacob Ball, Assistant Coach Mitch Root, Brandon Sellz

Back: Assistant Coach Erwin Wexler, Assistant Coach Matt LaCour, Steve Kracow, Ryan Robbins, Chad Redfern, Matt Cassel, Charles Kenny, Mike Kunes, Nick Huston Assistant Coach Chuck Hatfield, Head Coach Tom Meusborn



1998 City Finalists

L to R

Front: Keith Renno, Loren Devries, Bryan Gant, Matt Fisher, Kenny Levinson, Jon Weigand, Eric Paschal, Cody Levinson

Middle: Assistant Coach John Dipoma, Brian Fox, Charles Kenny, Clint Schires, Scott Sellz, Ryan Robbins, Ismael Marin, Kevin O'Hara, Assistant Coach Ron Martinez

Back: Assistant Coach Mike Encinas, Assistant Coach Matt LaCour, Mike Kunes, Tom Morefield, Danny Eisenberg, Matt Cassel, Jason Renno, Chad Redfern, Assistant Coach Chuck Hatfield, Sara Gudis, Head Coach Tom Meusborn



1997 City Semi- Finalists


L to R

Front: Nathan Frost, Tim Weigand, Frank Dipoma, Jon Foreman, Jamie Bocanegra

Middle: Travis Winn, Brian Kaplon, Scott Bennett, Jacob Gutzman, Bryan Gant, Kevin O'Hara

Back: Assistant Coach Eric Perez, Greg Wold, Dan Yeaman, Danny Eisenberg, Jason Renno, Tom Morefield, David Sark, Mike Kunes, Head Coach Tom Meusborn

Not Pictured: Ismael Marin, Matt Fisher



1996 City Semi- Finalists

L to R

Front: Matt Evanson, Travis Winn, Tim Weigand, Stuart Sellz, Andrew Silver

Middle: Zach Sniderman, Mike Wexler, Dan Yeaman, Frank Dipoma, Jacob Gutzman, Greg Wold, Tom Morefield

Back: Assistant Coach Eric Perez, David Sark, Erick Buitrago, Danny Phillips, Joe Tillmon, Micah Berger, Assistant Coach Val Pompa, Head Coach Tom Meusborn



1995


City Quarter- Finalists

L to R

Front: Micah Berger, Frank Dipoma, Matt Evanson, Dan Moreno, Andrew Silver

Middle: Greg Wold, Mike Wexler, Randy Whitson, Pat Rizzotti, Ray Daryabigi, Tony Ardito, Rod Daryabigi, Kirby Faciane

Back: Assistant Coach Ron Martinez, Assistant Coach Eric Perez, Jon Tucker, Danny Phillips, Harry Kenoi, Fred Farzaneh, Oscar Bocanegra, Joe Tillmon, Head Coach Tom Meusborn



1994


City Finalists

L to R

Front: Micah Berger, Ray Daryabigi, Rod Daryabigi, Randy Whitson, Kirby Faciane, Jeremy Tayahua, Josh Rawitch, Tony Montiel

Middle: Assistant Coach Pete Redfern, Danny Phillips, Bryan LaCour, Jim DeBiase, Oscar Bocanegra, Mike Amado, Danny Martin, Greg Wold, Tony Ardito, Joe Tillmon

Back: Assistant Coach Ron Martinez, Assistant Coach Steve Thompson, Eric Rovner, Brandon Murphy, Harry Kenoi, Fred Farzaneh, Brian Wittman, Assistant Coach Greg McGuire, Head Coach Tom Meusborn



1993 City Finalists

L to R

- Front:** Ray Daryabigi, Rod Daryabigi, Jeremy Tayahua, Tony Montiel, Luis Enriquez, Rene Acosta, Jed McPherson
- Middle:** Jim DeBiase, Blair Beardsley, Mark Lopez, Bryan LaCour, Ryan Mort, Doug Sidwell, Mike Amado, Chris Kohli, Assistant Coach Pete Redfern
- Back:** Assistant Coach Steve Thompson, Assistant Coach Greg McGuire, Harry Kenoi, Brandon Murphy, Kyle Reed, Eric Rovner, Assistant Coach Ron Martinez, Head Coach Tom Meusborn



1992 City Semi- Finalists

L to R

- Front:** Eric Holliday, Eddie Ramos, Matt LaCour, Jesse Yeomans, Ben Yosfan, Scott Monatlik, Doug Dean, Assistant Coach Pete Redfern
- Back:** Assistant Coach Steve Thompson, Bryan LaCour, Mark Lopez, David Stevenson, Brandon Nickens, Kyle Reed, Danny Knight, Matt Gorman, Head Coach Tom Meusborn



1991

City Quarter- Finalists

L to R

Front: Suelkie Kim, Chad Reuser, Brian Gilder

Middle: Doug Dean, Brian Comer, Billy McKnight, Mike Muir, Adam Pearlman, Nestor Martinez, Assistant Coach Pete Redfern

Back: Jimmy Llewelyn, Thurman Williams, Mitch Root, Brandon Nickens, Justin Jones, Scott Carpenter, Matt Gorman, Assistant Coach Steve Thompson, Head Coach Tom Meusborn



1990

4A City Champs

L to R

Front: Doug Dean, Nestor Martinez, Brian Gilder, Rodney Bloom, John Martorano, Scott Carpenter.

Middle: Tommy Lee, Mike Mancuso, Adam Pearlman, Mike Muir, Robert Garbo, Danny Rodriguez, Brett Thompson

Back: Assistant Coach Steve Thompson, Mitch Root, Terry Powell, Reed McMackin, Nick Simpson, Soly Maya, Head Coach Tom Meusborn

1983

Thursday, June 9 Los Angeles City Section Division 4-A Champions

After jumping to a six-run lead through three innings, the Chancellors survived a furious rally by the Sylmar Spartans to win, 8-7, in front of about 6,000 at Dodger Stadium.

Chancellor pitcher Keith Nicholson (8-2) got the offense rolling with a two-run double in the first inning. Errors in the first and third innings allowed Chatsworth to score another four runs against Dana Ridenour (11-4), who had given up only seven hits in three previous playoff games. The Chancellors had six

hits against Ridenour in the first three innings.

Sylmar chased Nicholson in the fifth inning and pulled within 8-6. Coach Bob Lofrano summoned reliever Steve Reed, who retired the first six batters he faced.

The Spartans rallied in the top of the seventh. With two out, Ridenour doubled and scored on Larry Sanchez's single. But Reed got Mike Hirsch to pop out to first baseman Steve Landy to preserve the victory. Reed, later a major league pitcher, was selected the game's most valuable player.

1983 City Section Division 4-A Final Box Score

SYLMAR					CHATSWORTH				
	AB	R	H	BI		AB	R	H	BI
Robinson, ss	4	0	1	1	Lambert, rf	4	2	1	0
Logan, 3b	3	0	0	0	Bush, cf	4	1	1	0
Telles, lf	3	0	0	0	Nicholson, p	3	1	1	2
Ridenour, p	3	3	2	0	Webb, ss	2	0	0	0
Sanchez, dh	4	1	3	2	Berry, dh	1	1	0	0
Hirsch, 1b	2	0	0	1	Reed, 3b	2	1	1	1
Lopez, cf	2	1	2	1	Landy, 1b	2	1	0	0
Hokanson, rf	3	1	2	1	Kuld, lf	3	1	1	1
Klemnt, c	3	1	1	1	Pompa, 2b	2	0	1	1
a-Ornelas, 2b	0	0	0	0	b-Harris, c	0	0	0	0
Total	27	7	11	7	Total	23	8	6	5
Sylmar	020	310	1	—	7				
Chatsworth	512	000	x	—	8				

a-replaced at bat by Sanchez. b- replaced at bat by Berry.

E—Robinson 2, Ornelas, Logan. LOB—Sylmar 4, Chatsworth 3. 2B—Sanchez, Ridenour, Nicholson, Kuld. 3B—Hokanson, Robinson. SB—Ridenour, Lambert 2, Landy.

Sylmar						
	IP	H	R	ER	BB	SO
Ridenour, L 11-4	6	6	8	5	3	4
Chatsworth						
	IP	H	R	ER	BB	SO
Nicholson, W 8-1	4.1	10	6	6	1	8
Reed	2.2	2	1	1	0	3

1990

Thursday, May 31 Los Angeles City Section Division 4-A Champions

The Chancellors rallied under first-year Coach Tom Meusborn for two runs in the bottom of the seventh inning to defeat favored El Camino Real, 3-2, at Dodger Stadium.

Chatsworth had been shut out by Pat Treend (12-1) through five innings before getting to the right-hander in the sixth. After three consecutive walks with one out, Adam Pearlman singled to center field to drive in one run. Tommy Lee was waived in from second base but was thrown out at the plate for the second out. The Chancellors had to settle for one run and trailed, 2-1.

In the seventh, Treend walked Rodney Bloom to

open the inning. Nestor Martinez bunted but Treend threw late to second base and both runners were safe. Mike Mancuso bunted but second baseman Herman Merchan dropped Treend's throw at first base. Bloom scored on the play to tie the score, 2-2, and Martinez moved to third. Mancuso moved to second on pitcher's indifference when Treend held the ball as Mancuso stroled to second.

After catching Mitch Root's liner, Treend intentionally walked Reed McMackin, who was selected the game's most valuable player, to load the bases. Lee laid down a suicide squeeze to score Martinez with the winning run.

1990 City Section Division 4-A Final Box Score

EL CAMINO REAL					CHATSWORTH				
	AB	R	H	BI		AB	R	H	BI
Marks, cf	4	0	1	0	Carpenter, rf	3	0	0	0
McGuire, 1b	3	0	1	0	Bloom, lf	1	1	0	0
Cohen, lf	3	0	1	0	Martinez, 2b	3	1	1	0
Kim, c	3	1	1	0	Mancuso, c	2	0	0	0
Lederman, 3b	3	0	1	0	Root, cf	4	0	0	0
Treend, p	3	0	1	1	McMackin, p	2	0	1	0
Merchan, 2b	3	1	1	0	Lee, ss	3	0	2	1
Boldt, rf	3	0	1	0	Maya, 1b	2	0	0	0
Sheren, ss	3	0	0	0	Pearlman, 3b	3	0	1	1
Massey, ph	1	0	1	1	Garbo, pr	0	1	0	0
Total	29	2	9	2	Total	23	3	5	2

El Camino Real	000	101	0	—	2
Chatsworth	000	001	2	—	3

E—Merchan. DP—Chatsworth 1. LOB—El Camino Real 8, Chatsworth 12. 2B—Lee. S—Martinez, Mancuso. SB—Marks, Martinez 2, Lee, McGuire, Pearlman, Mancuso.

El Camino Real

	IP	H	R	ER	BB	SO
Treend, L 12-1	6.1	5	3	2	8	6

Chatsworth

	IP	H	R	ER	BB	SO
McMackin	5.2	9	2	2	2	2
Rodriguez	0.1	0	0	0	0	0
Root, W 2-1	1	0	0	0	0	3

1999

Thursday, June 3 Los Angeles City Section Champions

A crowd of about 4,000 watched on a rainy night at Dodger Stadium as the top-seeded Chancellors broke open a close contest to beat Poly, 17-7, in a game called after six innings because of the 10-run rule.

Charles Kenny, the No. 9 hitter in the lineup, ended a 6-6 tie in the fifth with a three-run triple. Kenny finished with three hits and six

runs batted in. The Chancellors had 17 hits, including three by Matt Cassel, and set a record for most runs scored in the 30-year history of the City Final at Dodger Stadium.

Left-hander Mike Kunes (13-1), the City Section player of the year, struck out 10 to finish his two-year Chatsworth varsity career with a 25-3 record.

1999 City Section Final Box Score

POLY					CHATSWORTH				
	AB	R	H	BI		AB	R	H	BI
Manuel, ss	3	2	1	0	Fisher, ss	5	2	2	2
Felix, cf	4	1	1	1	Kunes, p	2	0	2	1
Guerrero, 2b	2	1	2	1	Sellz, lf	4	0	0	0
MFlores, p-rf	4	0	1	2	Kracow, rf	4	3	1	1
JFlores, 3b	2	1	0	0	JaSpector, 2b	4	2	2	1
Espindola, 1b	2	1	0	0	Redfern, cf	3	3	2	1
AFlores, c	2	0	1	3	Cassel, dh	4	3	3	1
Valencia, pr	0	0	0	0	JeSpector, 3b	4	1	2	1
Perez, rf	2	0	0	0	Kenny, 1b	3	3	3	6
Gonzalez, p	0	0	0	0	a-Drake, c	0	0	0	0
Tapia, lf	2	1	0	0	Total	33	17	17	14
Total	23	7	6	7					

Poly 102 031 - 7
Chatsworth 041 057 - 17

Six innings — 10-run rule.

a-replaced at bat by Cassel.

E—Manuel, Guerrero, Redfern. LOB—Poly 6, Chatsworth 6. 2B—Guerrero 2, Felix, M. Flores, Cassel. 3B—Kracow, Kenny. SB—Manuel, Kenny, Fisher. CS—A. Flores, Kunes. SF—Kracow, Ja. Spector. S—Kenny.

Poly	IP	H	R	ER	BB	SO
M. Flores	3	8	5	5	1	3
Gonzalez	1	0	0	0	1	1
Reguengo, L 14-3	1.1	7	10	8	1	0
Hampel	0	1	2	2	1	0
Rodriguez	0.1	0	0	0	0	0

Chatsworth	IP	H	R	ER	BB	SO
Kunes, W 13-1	6	6	7	7	8	10

2001

Tuesday, June 5 Los Angeles City Section Champions

Top-seeded and favored, the Chancellors won their second title in three years by defeating a tough Roosevelt team, 2-1, in front of 3,536 at Dodger Stadium.

Left-hander Joe Guntz (14-0) struck out 10 and gave up four hits in a duel with hard-throwing right-hander Joram Iboa (8-3). Guntz worked out of trouble in the top of the seventh after two Roosevelt runners reached base with two out. He struck out Francisco Figueroa on a called third strike to end the game.

The Chancellors, who finished 31-2, a school season record, took a 1-0 lead on a two-out single to right field by Jared Halpert that scored George Spadier from second base in the first inning.

In the fourth inning, pinch-hitter Jon Selman's single to right field drove in Jason Dominguez from second base for a 2-0 lead.

Roosevelt ended Guntz's playoff scoreless streak at 18-2/3 innings when Iboa hit a run-scoring single in the fifth.

2001 City Section Final Box Score

ROOSEVELT					CHATSWORTH				
	AB	R	H	BI		AB	R	H	BI
Iboa, p	4	0	1	1	Lee, lf	2	0	1	0
Sedano, ss	3	0	0	0	Wallis, 2b	2	0	0	0
Figueroa, rf	2	0	0	0	Spadier, 1b	2	1	0	0
Hernandez, pr	0	0	0	0	Halpert, cf	3	0	1	1
Valdez, 1b	1	0	0	0	Sisson, dh	3	0	0	0
Almeda, lf	2	0	1	0	DDominguez, c	2	0	0	0
Romero, dh	2	0	0	0	Barba, ss	3	0	0	0
Brito, 3b	3	0	0	0	JDominguez, rf	3	1	2	0
Gonzalez, c	3	1	1	0	Munster, 3b	2	0	0	0
Ramirez, cf	3	0	1	0	a-Selman, ph	1	0	1	1
b-Botell, 2b	0	0	0	0	c-Guntz, p	0	0	0	0
Total	23	1	4	1	Total	23	2	5	2

Roosevelt 000 010 0 - 1
Chatsworth 100 100 x - 2

a-singled for Munster in the 4th. b-replaced at bat by Romero. c-replaced at bat by Sisson.

E—Figueroa, Guntz. LOB—Roosevelt 7, Chatsworth 7. 2B—Gonzalez. SB—Spadier, Wallis. CS—Valdez, D. Dominguez. S—Valdez.

Roosevelt	IP	H	R	ER	BB	SO
Iboa, L 8-3	6	5	2	1	4	7
Chatsworth	IP	H	R	ER	BB	SO
Guntz, W 14-0	7	4	1	1	5	10

Record Book results

1980-2003

Batting Year-by-Year Leaders

AT-BATS

1980	Steve Chase	76
1981	Glen Braybrooks	88
	Reggie Lambert	88
1982	Bruce Ketring	87
1983	Sherman Webb	87
1984	Pete Kuld	83
1985	Chae-Ho Chong	94
1986	Robert Roseboro	87
1987	Rex McMackin	81
	Ty Powell	81
1988	Joel Wolfe	96
1989	Rich Aude	99
1990	Scott Carpenter	102
1991	Nestor Martinez	92
1992	Mark Lopez	86
1993	Mark Lopez	103
1994	Ray Daryabigi	117
1995	Fred Farzaneh	80
1996	Joe Tillmon	99
1997	Bryan Gant	98
1998	Bryan Gant	111
1999	Matt Fisher	108
2000	Gregg Wallis	90
2001	Gregg Wallis	118
2002	Brian Lee	101
2003	Keith Renno	117
	Jordan Sisson	117

RUNS

1980	Steve Chase	20
	Craig Stevenson	20
1981	Reggie Lambert	23
1982	Bruce Ketring	36
1983	Leo Lambert	21
	Steve Reed	21
1984	Pete Kuld	24
1985	Glenn Stevenson	36
1986	John Dunn	27
1987	John Dunn	33
	Joel Wolfe	33
1988	Joel Wolfe	32
1989	Jason Evans	44
1990	Nestor Martinez	39
1991	Mitch Root	41
1992	Mark Lopez	27
1993	Bryan LaCour	39
1994	Rod Daryabigi	39
1995	Joe Tillmon	25
1996	Mike Wexler	38
1997	Greg Wold	34
	Bryan Gant	34
1998	Bryan Gant	51
1999	Matt Fisher	38
2000	Gregg Wallis	39
2001	Brian Lee	33
	Gregg Wallis	33
2002	Brian Lee	34
2003	Keith Renno	48

HITS

1980	Craig Stevenson	28
1981	Reggie Lambert	35
1982	Bruce Ketring	36
1983	Steve Reed	31
1984	Pete Kuld	33
1985	Glenn Stevenson	36
1986	Robert Roseboro	36
1987	Rex McMackin	40
1988	Joel Wolfe	39
1989	Rich Aude	45
1990	Nestor Martinez	44
1991	Mitch Root	44
1992	Mark Lopez	29
	Eddie Ramos	29
1993	Bryan LaCour	43
1994	Bryan LaCour	51
1995	Fred Farzaneh	28
1996	Joe Tillmon	42
1997	Bryan Gant	42
	Tim Weigand	42
1998	Bryan Gant	46
1999	Matt Fisher	43

2000	Gregg Wallis	35
2001	Gregg Wallis	53
2002	Jason Dominguez	46
2003	Keith Renno	52

DOUBLES

1980	Not available	
1981	Glen Braybrooks	6
1982	Randy Levinson	6
1983	Keith Nicholson	13
1984	Bill Berry	6
	Pete Kuld	6
1985	Chae-Ho Chong	8
	Marc Pfeiffer	8
1986	Robert Roseboro	9
1987	Rex McMackin	12
1988	Joel Wolfe	8
1989	Jason Evans	8
	Eric Johnson	8
1990	Nestor Martinez	12
1991	Adam Pearlman	13
1992	Mark Lopez	6
1993	Bryan LaCour	16
1994	Bryan LaCour	9
1995	Tony Ardito	10
	Jon Tucker	10
1996	Mike Wexler	12
1997	Greg Wold	12
1998	Bryan Gant	17
1999	Matt Fisher	15
2000	Matt Fisher	10
2001	Gregg Wallis	10
2002	Jason Dominguez	11
	Brian Lee	11
2003	Jason Dominguez	11

TRIPLES

1980	Not available	
1981	Reggie Lambert	4
1982	Bruce Ketring	3
1983	Steve Reed	5
1984	Pete Kuld	6
1985	Juan Hernandez	4
	Marc Pfeiffer	4
1986	Marcelino Mendoza	3
1987	John Dunn	5
1988	John Haselbusch	2
	Art Lowe	2
	Ty Powell	2
	Joel Wolfe	2
1989	Kevin Chong	3
	Jason Evans	3
1990	Mitch Root	5
1991	Mike Muir	4
1992	Mark Lopez	3
1993	Tony Montiel	4
1994	Bryan LaCour	3
	Brandon Murphy	3
1995	Jon Tucker	4
1996	Several with	1
1997	Tim Weigand	3
	Greg Wold	3
1998	Matt Fisher	6
1999	Jason Spector	4
2000	Matt Fisher	3
	Brett Munson	3
2001	Jared Halpert	4
2002	Brett Munster	3
2003	Jason Dominguez	4

HOME RUNS

1980	Not available	
1981	Steve Vincent	4
1982	Larry Beinfest	5
1983	Pete Kuld	3
1984	Pete Kuld	3
1985	Marc Pfeiffer	4
1986	Joel Wolfe	4
1987	Joel Wolfe	4
1988	Joel Wolfe	3
1989	Rich Aude	6
1990	Mitch Root	3
1991	Mitch Root	7
1992	David Stevenson	3
1993	Bryan LaCour	4
	Mark Lopez	4

1994	Tony Montiel	2
1995	Fred Farzaneh	2
	Dan Phillips	2
	Pat Rizzotti	2
	Jon Tucker	2
1996	Dan Phillips	8
1997	Tom Morefield	7
1998	Tom Morefield	11
1999	Scott Sellz	7
	Jason Spector	7
2000	Matt Fisher	6
2001	Brian Lee	7
2002	Jason Dominguez	8
2003	Jason Dominguez	9
	Jordan Sisson	9

RUNS BATTED IN

1980	Craig Stevenson	19
	Ty Vanburkleo	19
1981	Reggie Lambert	24
1982	Larry Beinfest	32
	Randy Levinson	32
1983	Sherman Webb	20
1984	Pete Kuld	21
1985	Chae-Ho Chong	34
1986	Robert Roseboro	27
	Joel Wolfe	27
1987	Joel Wolfe	29
1988	Joel Wolfe	29
1989	Rich Aude	29
1990	Mitch Root	35
1991	Nestor Martinez	33
1992	David Stevenson	23
1993	Tony Montiel	30
1994	Bryan LaCour	41
1995	Fred Farzaneh	30
1996	Joe Tillmon	34
1997	David Sark	40
1998	Tom Morefield	46
1999	Matt Fisher	36
2000	Matt Fisher	37
2001	Jared Halpert	36
2002	Jason Dominguez	38
2003	Jason Dominguez	47

BASES ON BALLS

1980	Craig Stevenson	15
1981	Steve Vincent	19
1982	Joe Gioia	22
1983	Leo Lambert	17
1984	Jason Watt	16
1985	Bill Berry	24
1986	Dave Maine	24
1987	Rex McMackin	26
1988	Rex McMackin	23
1989	Jason Evans	26
1990	Mike Mancuso	32
1991	Adam Pearlman	19
	Mitch Root	19
1992	Mark Lopez	20
1993	Tony Montiel	25
1994	Bryan LaCour	24
1995	Jon Tucker	19
1996	Joe Tillmon	20
1997	Danny Eisenberg	22
1998	Tom Morefield	25
1999	Jeff Spector	24
2000	Jacob Ball	20
2001	Brian Lee	21
2002	Brett Munster	16
2003	Jason Dominguez	23

STOLEN BASES

1980	Usher Barnum	11
1981	Reggie Lambert	20
1982	Bruce Ketring	21
	Richard Simen	21
1983	Leo Lambert	29
1984	Glen Stevenson	25
1985	Chae-Ho Chong	29
1986	Brent Ruedy	21
1987	Joel Wolfe	21
1988	Joel Wolfe	22
1989	Jason Evans	27
1990	Scott Carpenter	10
	Nick Simpson	10

1991	Thurman Williams	12
1992	Matt LaCour	5
1993	Mark Lopez	11
1994	Bryan LaCour	17
1995	Kirby Faciane	6
1996	Joe Tillmon	12
1997	Tim Weigand	16
1998	Bryan Gant	27
1999	Chad Redfern	14
2000	Matt Fisher	10
	Gregg Wallis	10
2001	Gregg Wallis	11
2002	Jason Dominguez	10
	Keith Renno	10
2003	Keith Renno	14

TOTAL BASES

1980	Not available	
1981	Reggie Lambert	49
1982	Bruce Ketring	49
1983	Steve Reed	50
1984	Pete Kuld	57
1985	Marc Pfeiffer	61
1986	Robert Roseboro	49
1987	Joel Wolfe	66
1988	Joel Wolfe	57
1989	Rich Aude	71
1990	Nestor Martinez	64
1991	Mitch Root	76
1992	Mark Lopez	47
1993	Bryan LaCour	72
1994	Bryan LaCour	69
1995	Jon Tucker	51
1996	Danny Phillips	69
1997	Greg Wold	64
1998	Tom Morefield	90
1999	Matt Fisher	73
2000	Matt Fisher	67
2001	Brian Lee	73
2002	Jason Dominguez	81
2003	Jason Dominguez	94

BATTING AVERAGE

(Minimum 60 plate appearances)

1980	Craig Stevenson	.394
1981	Richard Simen	.400
1982	Bruce Ketring	.414
1983	Steve Reed	.378
1984	Pete Kuld	.398
1985	Juan Hernandez	.460
1986	Robert Roseboro	.414
1987	Rex McMackin	.494
	Joel Wolfe	.494
1988	Rex McMackin	.450
1989	Rich Aude	.455
1990	Nestor Martinez	.423
1991	Mitch Root	.506
1992	David Stevenson	.407
1993	Bryan LaCour	.448
1994	Bryan LaCour	.481
1995	Tony Ardito	.375
1996	Joe Tillmon	.424
1997	David Sark	.456
1998	Tom Morefield	.453
1999	Steve Kracow	.493
2000	Brian Lee	.436
2001	Gregg Wallis	.449
2002	Jason Dominguez	.465
2003	Jason Dominguez	.449

SLUGGING PERCENTAGE

1980	Not available	
1981	Reggie Lambert	.557
1982	Bruce Ketring	.563
1983	Steve Reed	.610
1984	Pete Kuld	.687
1985	Marc Pfeiffer	.656
1986	Joel Wolfe	.585
1987	Joel Wolfe	.835
1988	Rex McMackin	.625
1989	Rich Aude	.717
1990	Mitch Root	.622
1991	Mitch Root	.873
1992	David Stevenson	.610
1993	Bryan LaCour	.774
1994	Bryan LaCour	.651

1995	Jon Tucker	.699
1996	Danny Phillips	.812
1997	Tom Morefield	.945
1998	Tom Morefield	.883
1999	Steve Kracow	.760
2000	Matt Fisher	.882
2001	Brian Lee	.676
2002	Jason Dominguez	.818
2003	Jason Dominguez	.879

ON-BASE PERCENTAGE

(1980-1993 not available)

1994	Bryan LaCour	.586
1995	Tony Ardito	.526
1996	Danny Phillips	.604
1997	Danny Eisenberg	.621
	Greg Wold	.621
1998	Tom Morefield	.636
1999	Charles Kenny	.580
2000	Matt Fisher	.539
2001	Danny Dominguez	.543
2002	Jason Dominguez	.517
2003	Jason Dominguez	.549

SACRIFICES

(1980-1993 not available)

1994	Ray Daryabigi	6
1995	Fred Farzaneh	6
1996	Micah Berger	5
	Matt Evanson	5
	David Sark	5
1997	Tim Weigand	5
1998	Matt Cassel	4
1999	Scott Sellz	4
	Jeff Spector	4
2000	Danny Dominguez	6
2001	Brett Munster	7
2002	Willie Cabrera	5
	Jason Dominguez	5
	Brett Munster	5
	Bryan Petersen	5
2003	Keith Renno	5

Pitching Year-by-Year Leaders**WINS**

1980	Glen Braybrooks	8
1981	Glen Braybrooks	14
1982	Brian Wood	13
1983	Keith Nicholson	11
1984	Bill Berry	9
1985	Will L'Heureux	10
1986	Mark Schauer	9
1987	Pierre Amado	7
1988	Pierre Amado	10
1989	Derek Wallace	9
1990	Reed McMackin	12
1991	Anthony Moreno	6
	Brandon Nickens	6
1992	Brandon Nickens	7
1993	Jim DeBiase	12
1994	Jim DeBiase	10
1995	Fred Farzaneh	6
	Harry Kenoi	6
1996	Andrew Silver	7
	Greg Wold	7
1997	Ismael Marin	10
1998	Mike Kunes	12
1999	Mike Kunes	13
2000	Joe Guntz	11
2001	Joe Guntz	14
2002	Justin Cassel	10
2003	Justin Cassel	15

WINNING PERCENTAGE

(Minimum 8 decisions)

1980	Glen Braybrooks (8-0)	1.000
1981	Glen Braybrooks (14-3)	.824
1982	Brian Wood (13-2)	.867
1983	Keith Nicholson (11-2)	.846
1984	Bill Berry (9-3)	.750
1985	Will L'Heureux (10-0)	1.000
1986	Mark Schauer (9-1)	.900
1987	Jeff Rubenstein (6-2)	.750
1988	Pierre Amado (10-1)	.909
1989	Reed McMackin (8-2)	.800
1990	Reed McMackin (12-2)	.857

1991	Brandon Nickens (6-2)	.750
1992	Brandon Nickens (7-3)	.700
1993	Jim DeBiase (12-4)	.750
1994	Jim DeBiase (10-1)	.909
1995	Fred Farzaneh (6-2)	.750
1996	Greg Wold (7-2)	.778
1997	Ismael Marin (10-1)	.909
1998	Mike Kunes (12-2)	.857
1999	Ryan Robbins (8-0)	1.000
2000	Joe Guntz (11-0)	1.000
2001	Joe Guntz (14-0)	1.000
2002	Justin Cassel (10-2)	.833
2003	Justin Cassel (15-0)	1.000
	Jason Dominguez (11-0)	1.000

SAVES

1980	Gene Lambert	2
1981	Reggie Lambert	2
1982	Keith Nicholson	1
	Brian Wood	1
1983	Bill Berry	1
	Darrin Dotson	1
	Steve Reed	1
1984	Todd Pallett	1
	Paul Reynolds	1
1985	Bill Berry	1
	Paul Reynolds	1
	Rich Sullenbarger	1
	Jeff Stoltz	2
	None	
1986	Derek Wallace	8
1987	Hyou Chou	1
1988	Mitch Root	4
1989	Brandon Nickens	2
1990	Eric Holliday	4
1991	Mark Lopez	2
1992	Greg Wold	1
1993	Ray Daryabigi	1
1994	Harry Kenoi	1
1995	Erick Buitrago	1
1996	Greg Wold	4
1997	None	0
1998	Mike Kunes	2
1999	Justin Cassel	2
2000	Sean Richards	3
2001	Jason Dominguez	1
2002	Chris Fredericks	1
2003	Justin Cassel	1

INNINGS PITCHED

1980	Gene Lambert	57
1981	Glen Braybrooks	104
1982	Brian Wood	96.2
1983	Keith Nicholson	84
1984	Bill Berry	83
1985	Bill Berry	81
1986	Mark Schauer	80
1987	Pierre Amado	71.2
1988	Pierre Amado	65.1
1989	Derek Wallace	80.1
1990	Reed McMackin	84.2
1991	Brandon Nickens	52
1992	Brandon Nickens	63.2
1993	Jim DeBiase	96.2
1994	Jim DeBiase	83.1
1995	Fred Farzaneh	52.1
	Harry Kenoi	52.1
1996	Andrew Silver	66
1997	Greg Wold	66
1998	Mike Kunes	98.2
1999	Mike Kunes	83.1
2000	Joe Guntz	81
2001	Joe Guntz	87.1
2002	Joe Guntz	85
2003	Justin Cassel	99

STRIKEOUTS

1980	Gene Lambert	86
1981	Glen Braybrooks	95
1982	Brian Wood	106
1983	Keith Nicholson	100
1984	Bill Berry	75
1985	Bill Berry	95
1986	Mark Schauer	53
1987	Pierre Amado	53
1988	Pierre Amado	66

Record Book results

1980-2003

1989	Derek Wallace	78
1990	Reed McMackin	73
1991	Anthony Moreno	39
1992	Brandon Nickens	53
1993	Jim DeBiase	58
1994	Jim DeBiase	88
1995	Harry Kenoi	56
1996	Greg Wold	50
1997	Greg Wold	57
1998	Mike Kunes	82
1999	Mike Kunes	70
2000	Joe Guntz	67
2001	Joe Guntz	80
2002	Justin Cassel	80
2003	Justin Cassel	119

EARNED-RUN AVERAGE

(50 innings pitched or more)

1980	Glen Braybrooks	2.33
1981	Glen Braybrooks	2.83
1982	Brian Wood	1.52
1983	Steve Reed	1.47
1984	Bill Berry	1.40
1985	Bill Berry	1.99
1986	Mark Schauer	2.89
1987	Pierre Amado	2.25
1988	Pierre Amado	1.82
1989	Derek Wallace	1.92
1990	Reed McMackin	1.95
1991	Brandon Nickens	1.21
1992	Brandon Nickens	2.88
1993	Harry Kenoi	2.36
1994	Oscar Bocanegra	1.81
1995	Fred Farzaneh	1.74
1996	Greg Wold	2.06
1997	Ismael Marin	2.85
1998	Mike Kunes	1.77
1999	Mike Kunes	2.61
2000	Joe Guntz	2.94
2001	Joe Guntz	1.28
2002	Justin Cassel	1.86
2003	Justin Cassel	1.13

COMPLETE GAMES

1980	Glen Braybrooks	2
1981	Glen Braybrooks	13
1982	Brian Wood	11
1983	Keith Nicholson	10
	Steve Reed	10
1984	Bill Berry	8
1985	Bill Berry	9
1986	Mark Schauer	5
1987	Pierre Amado	5
1988	Pierre Amado	2
1989	Derek Wallace	9
1990	Reed McMackin	7
1991	Brandon Nickens	5
1992	Jesse Yeomans	5
1993	Jim DeBiase	8
1994	Jim DeBiase	8
1995	Fred Farzaneh	4
1996	Greg Wold	6
1997	Ismael Marin	3
1998	Mike Kunes	12
1999	Mike Kunes	11
2000	Joe Guntz	11
2001	Joe Guntz	12
2002	Joe Guntz	9
2003	Justin Cassel	13

SHUTOUTS

1980	None	
1981	Glen Braybrooks	3
1982	Brian Wood	3
1983	Keith Nicholson	2
	Steve Reed	2
1984	Bill Berry	1
	Darrin Dotson	1
1985	Bill Berry	2
1986	Mark Schauer	1
1987	Shawn Bowen	1
1988	Pierre Amado	2
1989	Derek Wallace	2
1990	Reed McMackin	4
1991	Brandon Nickens	3
1992	Eric Holliday	1

1993	Brandon Nickens	1
1994	Harry Kenoi	2
	Jim DeBiase	2
1995	Fred Farzaneh	1
1996	Greg Wold	2
1997	Ismael Marin	2
1998	Mike Kunes	3
1999	Mike Kunes	1
	Scott Sellz	1
2000	Joe Guntz	2
2001	Joe Guntz	3
2002	Justin Cassel	3
2003	Justin Cassel	8

GAMES PITCHED

1980	Gene Lambert	16
1981	Glen Braybrooks	18
1982	Brian Wood	18
1983	Keith Nicholson	13
	Steve Reed	13
1984	Bill Berry	14
1985	Bill Berry	13
1986	Mark Schauer	17
1987	Pierre Amado	13
	Jeff Rubenstein	13
1988	Derek Wallace	19
1989	Derek Wallace	15
1990	Reed McMackin	15
1991	Anthony Moreno	14
1992	Brandon Nickens	12
1993	Jim DeBiase	16
1994	Jim DeBiase	14
	Oscar Bocanegra	14
1995	Harry Kenoi	12
1996	Stuart Sellz	13
	Andrew Silver	13
	Greg Wold	13
1997	Greg Wold	15
1998	Mike Kunes	15
1999	Mike Kunes	16
2000	Joe Guntz	13
2001	Joe Guntz	14
	Sean Richards	14
2002	Joe Guntz	14
2003	Justin Cassel	17

GAMES STARTED

1980	Glen Braybrooks	7
	Gene Lambert	7
1981	Glen Braybrooks	16
1982	Brian Wood	16
1983	Keith Nicholson	12
	Steve Reed	12
1984	Bill Berry	14
1985	Bill Berry	12
1986	Mark Schauer	14
1987	Pierre Amado	11
1988	Pierre Amado	16
1989	Derek Wallace	13
1990	Reed McMackin	15
1991	Brandon Nickens	8
1992	Brandon Nickens	12
1993	Jim DeBiase	15
1994	Jim DeBiase	14
1995	Fred Farzaneh	8
1996	Andrew Silver	10
1997	Ismael Marin	11
1998	Mike Kunes	13
1999	Mike Kunes	12
2000	Joe Guntz	12
	Sean Richards	12
2001	Joe Guntz	13
2002	Joe Guntz	12
2003	Justin Cassel	15

Individual Season Batting Records

AT BATS

Rank	Player	Year	AB
1.	Gregg Wallis	2001	118
2.	Ray Daryabigi	1994	117
	Keith Renno	2003	117
	Jordan Sisson	2003	117
5.	Bryan Gant	1998	111
6.	Rod Daryabigi	1994	110
7.	Matt Fisher	1999	108

9.	Brian Lee	2001	108
	Jason Dominguez	2003	107
	Brett Munster	2003	107

RUNS

Rank	Player	Year	R
1.	Bryan Gant	1998	51
2.	Keith Renno	2003	48
3.	Matt Cassel	1998	44
	Jason Evans	1989	44
	Tom Morefield	1998	44
6.	Mitch Root	1991	41
	Tim Weigand	1997	41
8.	Jason Dominguez	2003	40
9.	Rod Daryabigi	1994	39
	Bryan LaCour	1993	39
	Nestor Martinez	1990	39
	Gregg Wallis	2000	39

HITS

Rank	Player	Year	H
1.	Gregg Wallis	2001	53
2.	Keith Renno	2003	52
3.	Bryan LaCour	1994	51
4.	Jason Dominguez	2003	48
5.	Rod Daryabigi	1994	46
	Jason Dominguez	2002	46
	Bryan Gant	1998	46
8.	Rich Aude	1989	45
	Ray Daryabigi	1994	45
	Mike Kunes	1998	45
	Jordan Sisson	2003	45

DOUBLES

Rank	Player	Year	2B
1.	Bryan Gant	1998	17
2.	Bryan LaCour	1993	16
3.	Matt Fisher	1999	15
4.	Danny Eisenberg	1998	14
5.	Keith Nicholson	1983	13
	Adam Pearlman	1991	13
7.	Matt Fisher	1998	12
	Nestor Martinez	1990	12
	Rex McMackin	1987	12
	Mike Wexler	1996	12
	Greg Wold	1997	12

TRIPLES

Rank	Player	Year	3B
1.	Matt Fisher	1998	6
	Pete Kuld	1984	6
3.	John Dunn	1987	5
	Steve Reed	1983	5
	Mitch Root	1990	5
6.	Jason Dominguez	2003	4
	Jared Halpert	2001	4
	Juan Hernandez	1985	4
	Reggie Lambert	1981	4
	Tony Montiel	1993	4
	Mike Muir	1991	4
	Marc Pfeiffer	1985	4
	Jason Spector	1999	4
	Jon Tucker	1995	4

HOME RUNS

Rank	Player	Year	HR
1.	Tom Morefield	1998	11
2.	Jason Dominguez	2003	9
	Jordan Sisson	2003	9
4.	Jason Dominguez	2002	8
	Mike Fernandez	2003	8
	Danny Phillips	1996	8
7.	Matt Cassel	1998	7
	Brian Lee	2001	7
	Tom Morefield	1997	7
	Mitch Root	1991	7
	Scott Sellz	1999	7
	Jason Spector	1999	7

RUNS BATTED IN

Rank	Player	Year	RBI
1.	Jason Dominguez	2003	47
2.	Tom Morefield	1998	46
3.	Matt Fisher	1998	45
4.	Matt Cassel	1998	42
	Jordan Sisson	2003	42
6.	Bryan LaCour	1994	41
7.	David Sark	1997	40
8.	Rich Aude	1989	39

9.	Jason Dominguez	2002	38
10.	Danny Eisenberg	1998	37
	Matt Fisher	2000	37
	Mike Kunes	1998	37
	Brett Munster	2003	37
	Greg Wold	1997	37

BASES ON BALLS

Rank	Player	Year	BB
1.	Mike Mancuso	1990	32
2.	Rodney Bloom	1990	28
3.	Scott Carpenter	1990	27
4.	Jason Evans	1989	26
	Reed McMackin	1990	26
	Rex McMackin	1987	26
7.	Tony Montiel	1993	25
	Tom Morefield	1998	25
9.	Bill Berry	1985	24
	Dave Maine	1986	24

STOLEN BASES

Rank	Player	Year	SB
1.	Chae-Ho Chong	1985	29
	Leo Lambert	1983	29
3.	Jason Evans	1989	27
	Bryan Gant	1998	27
	Glen Stevenson	1985	24
6.	Jason Watt	1984	25
7.	Glen Stevenson	1984	24
8.	Joel Wolfe	1988	22
9.	Bruce Ketrung	1982	21
	Marc Pfeiffer	1985	21
	Brent Ruedy	1986	21
	Richard Simen	1982	21
	Joel Wolfe	1987	21

TOTAL BASES

Rank	Player	Year	TB
1.	Jason Dominguez	2003	94
2.	Tom Morefield	1998	90
3.	Matt Fisher	1998	83
4.	Jordan Sisson	2003	82
5.	Jason Dominguez	2002	81
6.	Bryan Gant	1998	77
7.	Mitch Root	1991	76
8.	Matt Fisher	1999	73
	Brian Lee	2001	73
10.	Matt Cassel	1998	72
	Mike Fernandez	2003	72
	Bryan LaCour	1993	72
	Gregg Wallis	2001	72

BATTING AVERAGE

(Minimum 60 plate appearances)

Rank	Player	Year	Avg.
1.	Mitch Root	1991	.506
2.	Rex McMackin	1987	.494
	Joel Wolfe	1987	.494
4.	Steve Kracow	1999	.493
5.	Bryan LaCour	1994	.481
6.	Jason Dominguez	2002	.465
7.	Juan Hernandez	1985	.460
8.	David Sark	1997	.456
9.	Rich Aude	1989	.455
	Tom Morefield	1997	.455

SLUGGING PERCENTAGE

Rank	Player	Year	Pct.
1.	Tom Morefield	1997	.945
2.	Tom Morefield	1998	.883
3.	Matt Fisher	2000	.882
4.	Jason Dominguez	2003	.879
5.	Matt Fisher	1998	.874
6.	Mitch Root	1991	.873
7.	Joel Wolfe	1987	.835
8.	Greg Wold	1997	.821
9.	Jason Dominguez	2002	.818
10.	Danny Phillips	1996	.812

ON-BASE PERCENTAGE

(1980-1993 not available)

Rank	Player	Year	Pct.
1.	Tom Morefield	1998	.636
2.	Danny Eisenberg	1997	.621
	Greg Wold	1997	.621
4.	Danny Phillips	1996	.604
5.	Bryan LaCour	1994	.586
6.	Charles Kenny	1999	.580
7.	Bryan Gant	1997	.558

8.	Matt Cassel	1998	.556
9.	Matt Fisher	1998	.554
	Nathan Frost	1997	.554
	Tom Morefield	1997	.554
	Joe Tillmon	1996	.554

SACRIFICES

(1980-1993 not available)

Rank	Player	Year	Sac
1.	Brett Munster	2001	7
2.	Ray Daryabigi	1994	6
	Danny Dominguez	2000	6
	Fred Farzaneh	1995	6
5.	Micah Berger	1996	5
	Willie Cabrera	2002	5
	Rod Daryabigi	1994	5
	Jason Dominguez	2002	5
	Matt Evanson	1996	5
	Jared Halpert	2001	5
	Brett Munster	2002	5
	Bryan Petersen	2002	5
	David Sark	1996	5
	Tim Weigand	1997	5

Individual Season Pitching Records**WINS**

Rank	Player	Year	W
1.	Justin Cassel	2003	15
2.	Glen Braybrooks	1981	14
	Joe Guntz	2001	14
4.	Mike Kunes	1999	13
	Brian Wood	1982	13
6.	Jim DeBiase	1993	12
	Mike Kunes	1998	12
	Reed McMackin	1990	12
9.	Jason Dominguez	2003	11
	Joe Guntz	2000	11
	Keith Nicholson	1983	11

WINNING PERCENTAGE

(Minimum 8 decisions)

Rank	Player	Year	Pct.
1.	Justin Cassel (15-0)	2003	1.000
	Joe Guntz (14-0)	2001	1.000
	Jason Dominguez (11-0)	2003	1.000
	Joe Guntz (11-0)	2000	1.000
	Will L'Heureux (10-0)	1985	1.000
	Glen Braybrooks (8-0)	1980	1.000
	Ryan Robbins (8-0)	1999	1.000
8.	Mike Kunes (13-1)	1999	.929
9.	Pierre Amado (10-1)	1988	.909
	Jim DeBiase (10-1)	1994	.909
	Ismael Marin (10-1)	1997	.909

SAVES

Rank	Player	Year	SV
1.	Derek Wallace	1988	8
2.	Eric Holliday	1992	4
	Mitch Root	1990	4
	Greg Wold	1997	4
5.	Sean Richards	2001	3
6.	Justin Cassel	2000	2
	Gene Lambert	1980	2
	Reggie Lambert	1981	2
	Mark Lopez	1993	2
	Reed McMackin	1988	2
	Brandon Nickens	1991	2
	Ricky Staves	1992	2

INNINGS PITCHED

Rank	Player	Year	IP
1.	Glen Braybrooks	1981	104
2.	Justin Cassel	2003	99
3.	Mike Kunes	1998	98.2
4.	Jim DeBiase	1993	96.2
	Brian Wood	1982	96.2
6.	Joe Guntz	2001	87.1
7.	Joe Guntz	2002	85
8.	Reed McMackin	1990	84.2
9.	Keith Nicholson	1983	84
10.	Jim DeBiase	1994	83.1
	Mike Kunes	1999	83.1

STRIKEOUTS

Rank	Player	Year	SO
1.	Justin Cassel	2003	119
2.	Brian Wood	1982	106
3.	Keith Nicholson	1983	100

4.	Bill Berry	1985	95
	Glen Braybrooks	1981	95
6.	Mike Kunes	1999	91
7.	Jim DeBiase	1994	88
8.	Gene Lambert	1980	86
9.	Jason Dominguez	2003	84
10.	Mike Kunes	1998	82

EARNED-RUN AVERAGE

(Minimum 50 innings pitched)

Rank	Player	Year	ERA
1.	Justin Cassel	2003	1.13
2.	Brandon Nickens	1991	1.21
3.	Joe Guntz	2001	1.28
4.	Bill Berry	1984	1.40
5.	Steve Reed	1983	1.47
6.	Brian Wood	1982	1.52
7.	Fred Farzaneh	1995	1.74
8.	Mike Kunes	1998	1.77
9.	Oscar Bocanegra	1994	1.81
10.	Pierre Amado	1988	1.82

GAMES PITCHED

Rank	Player	Year	GP
1.	Derek Wallace	1998	19
2.	Glen Braybrooks	1981	18
	Brian Wood	1982	18
4.	Justin Cassel	2003	17
	Mark Schauer	1986	17
6.	Pierre Amado	1988	16
	Jim DeBiase	1993	16
	Gene Lambert	1980	16
	Mike Kunes	1999	16
10.	Mike Kunes	1998	15
	Reed McMackin	1990	15
	Derek Wallace	1989	15
	Greg Wold	1997	15

GAMES STARTED

Rank	Player	Year	GS
1.	Pierre Amado	1988	16
	Glen Braybrooks	1981	16
	Brian Wood	1982	16
4.	Justin Cassel	2003	15
	Jim DeBiase	1993	15
	Reed McMackin	1990	15
7.	Bill Berry	1984	14
	Jim DeBiase	1994	14
	Mark Schauer	1986	14
10.	Joe Guntz	2001	13
	Mike Kunes	1998	13
	Derek Wallace	1989	13

COMPLETE GAMES

Rank	Player	Year	CG
1.	Glen Braybrooks	1981	13
	Justin Cassel	2003	13
3.	Joe Guntz	2001	12
	Mike Kunes	1998	12
5.	Joe Guntz	2000	11
	Mike Kunes	1999	11
	Brian Wood	1982	11
8.	Keith Nicholson	1983	10
	Steve Reed	1983	10
10.	Bill Berry	1985	9
	Glen Braybrooks	1981	9
	Joe Guntz	2002	9

SHUTOUTS

Rank	Player	Year	SHO
1.	Justin Cassel	2003	8
2.	Reed McMackin	1990	4
3.	Glen Braybrooks	1981	3
	Justin Cassel	2002	3
	Joe Guntz	2001	3
	Mike Kunes	1998	3
	Brandon Nickens	1991	3
8.	Several with		2

Career Batting**AT-BATS**

Rank	Player	AB
1.	Matt Fisher	354
2.	Jason Dominguez	290
3.	Brian Lee	287
4.	Jared Halpert	274
5.	Ryan Barba	248
6.	Jordan Sisson	245

Record Book results

1980-2003

7.	Ray Daryabigi	242
8.	Brett Munster	241
9.	Rod Daryabigi	240
10.	Bryan LaCour	234

RUNS

Rank	Player	R
1.	Matt Fisher	117
2.	Brian Lee	97
3.	Jason Dominguez	93
4.	Bryan Gant	85
5.	Bryan LaCour	84
6.	Keith Renno	78
	Mitch Root	78
8.	Jordan Sisson	74
	Gregg Wallis	74
10.	Matt Cassel	73

HITS

Rank	Player	H
1.	Matt Fisher	143
2.	Jason Dominguez	123
3.	Brian Lee	117
4.	Bryan LaCour	106
5.	Ryan Barba	95
	Jared Halpert	95
7.	Gregg Wallis	90
8.	Bryan Gant	88
	Jordan Sisson	88
10.	Keith Renno	87

DOUBLES

Rank	Player	2B
1.	Matt Fisher	41
2.	Jason Dominguez	28
3.	Bryan LaCour	27
4.	Brian Lee	26
5.	Bryan Gant	25
6.	Jared Halpert	23
7.	Ryan Barba	22
	Danny Phillips	22
9.	Greg Wold	21
10.	Jordan Sisson	20

TRIPLES

Rank	Player	3B
1.	Matt Fisher	9
2.	Mitch Root	8
3.	John Dunn	7
	Mark Lopez	7
	Nestor Martinez	7
6.	Jared Halpert	6
	Pete Kuld	6
	Joel Wolfe	6
9.	Chae-Ho Chong	5
	Jason Dominguez	5
	Bryan LaCour	5
	Brian Lee	5
	Tony Montiel	5
	Brett Munster	5
	Bryan Petersen	5
	Ty Powell	5
	Steve Reed	5

HOME RUNS

Rank	Player	HR
1.	Jason Dominguez	18
	Tom Morefield	18
3.	Matt Fisher	16
4.	Jordan Sisson	15
5.	Brian Lee	13
6.	Jared Halpert	12
7.	Matt Cassel	10
	Danny Phillips	10
	Mitch Root	10
10.	Ryan Barba	8
	Mike Kunes	8

RUNS BATTED IN

Rank	Player	RBI
1.	Matt Fisher	129
2.	Jason Dominguez	100
3.	Jared Halpert	86
4.	Brian Lee	83
5.	Jordan Sisson	77
6.	Bryan LaCour	73
	Tom Morefield	73
8.	Matt Cassel	72
9.	Mike Kunes	70

10.	Tony Montiel	65
	Brett Munster	65
	Mitch Root	65
	Greg Wold	65

BASES ON BALLS

Rank	Player	BB
1.	Rex McMackin	49
2.	Jason Dominguez	47
	Matt Fisher	47
4.	Danny Eisenberg	46
	Bryan LaCour	46
6.	Ryan Barba	44
	Brian Lee	44
8.	Mark Lopez	42
9.	Bill Berry	41
	Tony Montiel	41
	Mitch Root	41

STOLEN BASES

Rank	Player	SB
1.	Glenn Stevenson	57
2.	Joel Wolfe	43
3.	Chae-Ho Chong	40
4.	Bryan Gant	38
5.	Richard Simen	33
6.	John Dunn	32
7.	Matt Fisher	30
	Joe Gioia	30
9.	Jason Evans	27
	Marc Pfeiffer	27

TOTAL BASES

Rank	Player	TB
1.	Matt Fisher	240
2.	Jason Dominguez	215
3.	Brian Lee	192
4.	Jared Halpert	166
5.	Jordan Sisson	159
6.	Bryan LaCour	157
7.	Tom Morefield	144
8.	Ryan Barba	143
9.	Mitch Root	137
10.	Bryan Gant	129
	Mike Kunes	129

BATTING AVERAGE

(Minimum 100 plate appearances)

Rank	Player	Avg.
1.	Rex McMackin	.472
2.	Bryan LaCour	.453
3.	Joel Wolfe	.446
4.	Mitch Root	.443
5.	Tom Morefield	.442
6.	Jason Dominguez	.424
7.	Tim Weigand	.423
8.	Bryan Gant	.421
9.	Keith Renno	.420
10.	Gregg Wallis	.418

SLUGGING PERCENTAGE

(Minimum 100 plate appearances)

Rank	Player	Pct.
1.	Tom Morefield	.906
2.	Mike Fernandez	.742
3.	Jason Dominguez	.741
4.	Mitch Root	.740
5.	Joel Wolfe	.703
6.	Jason Spector	.701
7.	Jon Tucker	.699
8.	Matt Fisher	.686
9.	Matt Cassel	.681
10.	Bryan LaCour	.680

ON-BASE PERCENTAGE

(Minimum 100 plate appearances)

Rank	Player	Pct.
1.	Tom Morefield	.537
2.	Matt Cassel	.511
3.	Danny Eisenberg	.506
4.	Tim Weigand	.505
5.	Bryan Gant	.502
6.	Jason Dominguez	.496
7.	Joe Tillmon	.491
8.	Brian Lee	.490
9.	Gregg Wallis	.488
10.	Mike Kunes	.485

SACRIFICES

Rank	Player	Sac
1.	Brett Munster	16
2.	Matt Fisher	12
3.	Jason Dominguez	10
	Jared Halpert	10
5.	Rod Daryabigi	9
	Danny Dominguez	9
7.	Ryan Barba	8
8.	Matt Cassel	7
	Brian Lee	7
	David Sark	7
	Tim Weigand	7

Career Pitching Records, 1980-2003

WINS

Rank	Player	W
1.	Justin Cassel	33
	Joe Guntz	33
3.	Mike Kunes	25
4.	Glen Braybrooks	22
	Jim DeBiase	22
	Jason Dominguez	22
	Reed McMackin	22
8.	Bill Berry	19
	Ismael Marin	19
10.	Pierre Amado	17

WINNING PERCENTAGE

(Minimum 16 decisions)

Rank	Player	Pct.
1.	Jason Dominguez (22-1)	.957
2.	Joe Guntz (33-3)	.917
3.	Mike Kunes (25-3)	.893
4.	Justin Cassel (33-4)	.891
5.	Glen Braybrooks (22-3)	.880
6.	Ismael Marin (19-3)	.864
7.	Reed McMackin (22-4)	.846
8.	Steve Reed (16-3)	.842
	Derek Wallace (16-3)	.842
10.	Jim DeBiase (22-5)	.815

SAVES

Rank	Player	SV
1.	Derek Wallace	8
2.	Eric Holliday	4
	Mitch Root	4
	Greg Wold	4
5.	Justin Cassel	3
	Sean Richards	3
7.	Several tied with	2

INNINGS PITCHED

Rank	Player	IP
1.	Justin Cassel	254
2.	Joe Guntz	253.1
3.	Mike Kunes	188
4.	Bill Berry	185
5.	Jim DeBiase	179.2
6.	Reed McMackin	170.1
7.	Brian Wood	157
8.	Glen Braybrooks	155.1
9.	Greg Wold	141.1
10.	Pierre Amado	137

STRIKEOUTS

Rank	Player	SO
1.	Justin Cassel	260
2.	Joe Guntz	231
3.	Bill Berry	191
4.	Brian Wood	179
5.	Mike Kunes	177
6.	Reed McMackin	153
7.	Glen Braybrooks	149
8.	Jim DeBiase	146
	Jason Dominguez	146
10.	Pierre Amado	119

EARNED-RUN AVERAGE

(Minimum 80 innings pitched)

Rank	Player	ERA
1.	Steve Reed	1.62
2.	Bill Berry	1.67
	Glen Braybrooks	1.67
4.	Derek Wallace	1.85
5.	Pierre Amado	2.04
6.	Brandon Nickens	2.12
7.	Joe Guntz	2.16

8.	Keith Nicholson	2.17
9.	Justin Cassel	2.18
10.	Oscar Bocanegra	2.21
	Andrew Silver	2.21

GAMES PITCHED

Rank	Player	GP
1.	Justin Cassel	49
2.	Joe Guntz	41
3.	Derek Wallace	38
4.	Reed McMackin	36
5.	Mike Kunes	33
	Greg Wold	33
7.	Bill Berry	32
	Glen Braybrooks	32
9.	Jim DeBiase	30
	Jason Dominguez	30
	Brian Wood	30

GAMES STARTED

Rank	Player	GS
1.	Justin Cassel	38
2.	Joe Guntz	37
3.	Jim DeBiase	29
	Reed McMackin	29
5.	Bill Berry	28
6.	Pierre Amado	27
	Brian Wood	27
8.	Mike Kunes	26
9.	Glen Braybrooks	23
	Ismael Marin	23
10.	Jason Dominguez	22

COMPLETE GAMES

Rank	Player	CG
1.	Joe Guntz	32
2.	Justin Cassel	25
3.	Mike Kunes	23
4.	Bill Berry	19
5.	Jim DeBiase	16
6.	Glen Braybrooks	15
	Brian Wood	15
8.	Steve Reed	14
9.	Reed McMackin	13
10.	Sean Richards	11

SHUTOUTS

Rank	Player	SHO
1.	Justin Cassel	12
2.	Joe Guntz	7
3.	Bill Berry	4
	Mike Kunes	4
	Reed McMackin	4
	Brandon Nickens	4
7.	Glen Braybrooks	3
	Jim DeBiase	3
	Jason Dominguez	3
	Ismael Marin	3
	Steve Reed	3
	Greg Wold	3
	Brian Wood	3

Year by Year

1980	15-9-1, 7-7-1	FOURTH	
Date	Opponent	Win/Loss	Score
2/22	North Hollywood	W	5-3
2/23	San Fernando	W	4-1
2/26	at Birmingham	W	3-1
2/27	Crenshaw	W	6-0
2/29	San Fernando	W	16-2
3/4	Kennedy	L	4-3
3/7	at Granada Hills	W	5-3
3/11	at Cleveland *	L	2-1
3/13	Canoga Park *	W	7-1
3/20	El Camino Real *	L	6-4
3/24	at Reseda *	L	9-7
3/26	Taft *	W	15-4
3/29	San Pedro ^	W	8-5
3/31	Poly ^	W	11-3
4/1	Granada Hills ^	L	9-1
4/10	Cleveland *	W	9-8
4/15	at Canoga Park *	L	7-6
4/17	Reseda *	W	9-8 (9)
4/24	at Taft *	L	4-2
4/29	at Cleveland *	W	2-1
5/1	Canoga Park *	T	4-4
5/5	at El Camino Real *	L	9-8
5/6	at Reseda *	L	4-0
5/8	El Camino Real *	W	5-3
5/13	Taft *	W	5-4

* West Valley League

^ Monroe Easter Tournament

1981	19-9, 11-4	FIRST	
Date	Opponent	Win/Loss	Score
2/24	North Hollywood	W	3-0
2/26	Granada Hills	L	6-3
3/4	at Crenshaw	W	6-1
3/9	at San Fernando	W	9-3
3/10	at Kennedy	L	2-1
3/12	Granada Hills	W	6-5
3/17	at Canoga Park *	W	17-2
3/23	Reseda *	L	13-2
3/24	at El Camino Real *	W	11-5
3/26	at Taft *	L (f)	
3/31	Cleveland *	W	7-5
4/6	Canoga Park *	W	6-5
4/8	at Reseda *	W	1-0
4/11	San Fernando ^	W	6-1
4/13	Venice ^	W	3-0
4/14	Kearney (San Diego) ^	L	5-0
4/23	El Camino Real *	W	9-7
4/28	Taft *	W	11-3
5/1	at Cleveland *	W	1-0
5/5	at Canoga Park *	L	11-5
5/7	Reseda *	W	8-7
5/12	at El Camino Real *	W	17-4
5/14	at Taft *	W	3-2
5/19	Cleveland *	L	4-0
5/27	Huntington Park +	W	10-2
6/2	vs. Grant +	W	6-3
6/5	vs. Banning +	L	5-1
6/9	vs. Sylmar +	L	1-0

* West Valley League

(f) forfeit loss

^ Monroe tournament

vs. San Fernando at Cal State Northridge

vs. Venice at Monroe High

vs. Kearney at Monroe High

+ City Section playoffs

vs. Grant at West L.A. College

vs. Banning at West L.A. College

vs. Sylmar at Dodger Stadium (third place)

1982	24-5, 13-2	FIRST	
Date	Opponent	Win/Loss	Score
2/23	North Hollywood	W	7-1
2/25	at Poly	W	8-7 (8)
3/3	at Birmingham	W	10-3
3/4	San Fernando	W	16-7
3/9	Kennedy	W	8-3
3/12	at Granada Hills	L	3-1
3/22	at Reseda *	W	20-2

3/23	Taft *	W	10-7
3/25	at Cleveland *	W	3-2
3/31	Canoga Park *	W	5-2
4/3	vs. North Hollywood ^	W	5-3
4/5	vs. Locke ^	W	5-1
4/6	vs. Simi Valley ^	W	3-0
4/6	vs. Cleveland ^	L	14-11
4/13	El Camino Real *	W	11-1
4/15	Reseda *	L	2-0
4/20	at El Camino Real *	W	6-4
4/22	at Taft *	W	8-4
4/27	Cleveland *	W	9-0
4/29	at Canoga Park *	W	3-1
5/4	at Reseda *	W	7-0
5/6	El Camino Real *	W	4-3
5/13	at Cleveland *	L	3-2
5/17	Taft *	W	9-5
5/18	Canoga Park *	W	6-0
6/3	vs. Fremont +	W	4-1
6/8	vs. Franklin +	W	13-0
6/10	vs. Palisades +	L	9-7
6/14	vs. Banning +	W	5-3

* West Valley League

^ Monroe tournament

vs. North Hollywood at Birmingham High

vs. Locke at Granada Hills High

vs. Simi Valley at Granada Hills High

vs. Cleveland at Cal State Northridge

+ City Section playoffs

vs. Fremont at Cal State Northridge

vs. Franklin at Birmingham High

vs. Palisades at Cal State Northridge

vs. Banning at Dodger Stadium (third place)

1983	24-5, 11-4	FIRST	
Date	Opponent	Win/Loss	Score
2/22	North Hollywood	L	4-3
2/25	Poly	W	7-6
3/8	at Kennedy	W	3-1
3/9	Birmingham	W	8-5
3/10	Granada Hills	W	3-0
3/11	at San Fernando	W	1-0
3/15	at El Camino Real *	L	2-1
3/23	Cleveland *	W	2-1
3/26	vs. Eagle Rock ^	W	8-1
3/28	vs. Reseda ^	W	6-2
3/29	vs. Monroe ^	W	2-1
3/29	vs. Simi Valley ^	W	3-2
4/6	at Taft *	W	16-5
4/7	at Canoga Park *	L	11-8
4/12	Reseda *	L	8-3
4/14	El Camino Real *	W	6-4
4/19	Taft *	W	8-1
4/21	at Cleveland *	W	6-1
4/26	Canoga Park *	L	4-3
5/3	at El Camino Real *	W	3-1
5/5	at Taft *	W	7-5
5/10	Cleveland *	W	3-0
5/12	at Canoga Park *	W	4-1
5/16	at Reseda *	W	6-2
5/17	Reseda *	W	3-1
5/25	Fairfax +	W	9-0
5/31	San Pedro +	W	7-0
6/3	vs. Granada Hills +	W	7-2
6/9	vs. Sylmar +	W	8-7

* West Valley League

^ Monroe tournament

+ City Section playoffs

vs. Granada Hills at College of the Canyons

vs. Sylmar at Dodger Stadium

1984	19-7, 12-3	FIRST	
Date	Opponent	Win/Loss	Score
2/22	North Hollywood	W	2-1
2/24	at Poly	W	6-4
2/28	at Birmingham	L	6-5
3/2	San Fernando	L	12-1
3/6	Kennedy	W	10-6
3/8	at Granada Hills	W	2-1
3/13	Taft *	W	10-0
3/15	at Cleveland *	L	6-2
3/20	Canoga Park *	W	9-4
3/22	at Reseda *	W	10-0
3/27	El Camino Real *	W	7-6
3/29	at Taft *	W	6-2
4/3	Cleveland *	L	6-0
4/6	at Canoga Park *	W	10-1

Record Book results

1980-2003

4/11	Reseda *	W	7-2
4/14	Hollywood ^	W	12-0
4/16	Simi Valley ^	W	7-2
4/17	Poly ^	L	1-0
4/26	at El Camino Real *	W	6-1
5/1	Taft *	W	12-6
5/3	at Cleveland *	W	3-1
5/8	Canoga Park *	L	9-6
5/10	at Reseda *	W	10-7
5/15	El Camino Real *	W	8-2
5/22	San Pedro +	W	19-5
5/24	at Banning +	L	3-0

* West Valley League
^ Monroe tournament
vs. Poly at Birmingham High
+ City Section playoffs

1985	23-4, 14-1	FIRST
Date	Opponent	Win/Loss Score
2/26	North Hollywood	T 4-4
2/28	Poly	W 9-4
3/5	Birmingham	W 5-2
3/11	at Notre Dame	W 20-3
3/12	at Kennedy	L 12-8
3/14	Granada Hills	W 8-7
3/19	Cleveland *	W 8-4
3/21	at Canoga Park *	W 18-5
3/30	San Fernando ^	W 3-1
4/1	vs. San Pedro ^	W 12-2
4/1	vs. Venice ^	W 7-1
4/2	vs. Simi Valley ^	L 7-6
4/9	Reseda *	W 9-2
4/11	at El Camino Real *	L 7-2
4/16	at Taft *	W 7-3
4/18	at Cleveland *	W 10-4
4/23	Canoga Park *	W 10-1
4/25	at Reseda *	W 16-10
4/30	El Camino Real *	W 4-0
5/2	Taft *	W 8-4
5/7	Cleveland *	W 11-8
5/9	at Canoga Park *	W 6-1
5/14	Reseda *	W 6-5
5/16	at El Camino Real *	W 5-1
5/21	at Taft *	W 13-1
5/30	Gardena +	W 4-3
6/4	North Hollywood +	W 4-1
6/7	vs. Kennedy +	L 4-2

* West Valley League
^ Monroe tournament
vs. San Pedro at Granada Hills High
vs. Venice at Granada Hills High
vs. Simi Valley at Birmingham High
+ City Section playoffs
vs. Kennedy at Cal State Northridge

1986	17-10, 11-4	FIRST
Date	Opponent	Win/Loss Score
2/25	North Hollywood	W 4-3
2/27	at Poly	L 9-5
3/4	San Fernando	W 13-6
3/14	at Granada Hills	L 13-8
3/16	Granada Hills	L 8-5
3/19	Canoga Park *	W 8-4
3/22	vs. San Pedro ^	W 8-3
3/24	Notre Dame ^	W 17-16
3/25	Granada Hills ^	L 3-2
3/25	Hart ^	L 12-4
4/4	at Reseda *	W 12-4
4/8	El Camino Real *	W 9-4
4/10	Taft *	W 9-3
4/15	at Cleveland *	W 8-2
4/17	at Canoga Park *	L 12-7
4/22	Reseda *	W 4-2
4/24	at El Camino Real *	L 8-6
4/29	at Taft *	W 12-3
5/1	Cleveland *	W 10-1
5/6	Canoga Park *	W 12-0
5/8	at Reseda *	L 5-0
5/13	El Camino Real *	W 7-6
5/16	Taft *	W 13-1
5/20	at Cleveland *	L 11-8
5/30	Sylmar +	W 9-5
6/3	San Fernando +	L 10-4

* West Valley League
^ Monroe tournament
vs. San Pedro at Cal State Northridge
+ City Section playoffs

1987	19-7, 11-4	FIRST
Date	Opponent	Win/Loss Score
3/6	St. Bernard's #	W 2-1
3/7	at Alemany #	L 12-4
3/10	Westchester #	W 5-1
3/12	at Loyola #	W 11-4
3/17	Reseda *	W 7-6
3/19	at El Camino Real *	L 3-2
3/24	at Taft *	W 9-6
3/26	Cleveland *	W 1-0
3/31	at Canoga Park *	W 8-6
4/2	at Reseda *	W 7-6
4/7	El Camino Real *	W 8-2
4/11	North Hollywood ~	W 11-5
4/11	Cleveland ~	L 22-14
4/13	Granada Hills ~	W 17-2
4/14	vs. Poly ~	W 5-2
4/23	Taft *	W 12-0
4/28	at Cleveland *	W 15-4
4/30	Canoga Park *	L 3-2
5/5	Reseda *	W 3-2
5/7	at El Camino Real *	L 5-3
5/12	at Taft *	W 18-2
5/14	Cleveland *	W 5-1
5/19	at Canoga Park *	L 4-1
5/27	North Hollywood +	W 16-5
5/29	Kennedy +	W 5-1
6/2	vs. Poly +	L 6-4

Westside tournament
* West Valley League
~ Holt Goodman tournament
vs. Poly at Sylmar High
+ City Section playoffs
vs. Poly at Birmingham High

1988	29-2, 15-0	FIRST
Date	Opponent	Win/Loss Score
2/16	at Granada Hills	W 8-3
2/23	North Hollywood	W 6-2
2/25	at Poly	W 2-1
3/2	San Fernando	W 6-1
3/4	Serra #	W 9-1
3/5	at Alemany #	L 7-3
3/8	Ventura #	W 6-5
3/10	Santa Monica #	W 9-3
3/11	at Palisades #	W 14-4
3/14	El Camino Real *	W 9-8
3/16	Taft *	W 14-5
3/23	at Cleveland *	W 8-0
3/29	vs. Oakridge (Fla.) ~	W 7-3
3/30	vs. Winter Park (Fla.) ~	W 5-2
3/31	vs. Saugus ~	W 4-3
4/2	vs. Kaiser (Hawaii) ~	W 5-2
4/6	Canoga Park *	W 5-4
4/11	at Reseda *	W 18-2
4/13	at El Camino Real *	W 13-1
4/18	at Taft *	W 3-1
4/25	at Canoga Park *	W 10-8
4/27	Reseda *	W 9-6
4/28	Cleveland *	W 7-3
5/2	El Camino Real *	W 7-2
5/4	Taft *	W 6-5 (8)
5/9	at Cleveland *	W 5-0
5/11	Canoga Park *	W 5-2
5/18	at Reseda *	W 6-5
5/25	Gardena +	W 28-5
5/27	Sylmar +	W 7-3
5/31	vs. San Fernando +	L 5-2

Westside tournament
* West Valley League
~ Colonial Classic, Orlando, Fla.
+ City Section playoffs
vs. San Fernando at Cal State Northridge

1989	21-7, 12-4	FIRST
Date	Opponent	Win/Loss Score
3/4	at Ventura #	W 19-2
3/6	Notre Dame #	L 6-5
3/8	Canyon #	L 9-6
3/9	at Rio Mesa #	W 13-5
3/11	Hueneme #	W 12-2
3/14	Canoga Park *	W 7-0
3/16	at Canoga Park *	W 8-1
3/21	El Camino Real *	W 14-2
3/23	at El Camino Real *	W 18-6

3/28	Taft *	W	5-4
3/30	at Taft *	W	10-1
4/4	at Granada Hills **	W	7-1
4/5	Granada Hills **	W	9-5
4/8	Verdugo Hills ~	W	19-6
4/8	Poly ~	W	8-2
4/10	vs. Monroe ~	W	12-2
4/11	vs. Sylmar ~	W	14-1
4/19	at Cleveland **	W	4-2
4/20	Cleveland **	W	5-4
4/25	at San Fernando **	L	3-1
4/27	San Fernando **	L	7-4
5/2	Kennedy **	W	6-0
5/5	at Kennedy **	L	15-12
5/9	at Taft *	L	3-2 (8)
5/11	Canoga Park *	W	8-6
5/26	Gardena +	W	9-1
5/30	Grant +	W	11-6
5/31	vs. Palisades +	L	9-8

Westside tournament
* West Valley League
** Northwest Valley Conference
~ Holt-Goodman tournament
vs. Monroe at Birmingham High
vs. Sylmar at Birmingham High
+ City Section playoffs
vs. Palisades at Cal State Northridge

1990	24-5-1, 12-4-1	SECOND
Date	Opponent	Win/Loss Score
3/2	Rio Mesa #	W 6-5
3/3	Venice #	W 22-5
3/6	at Loyola #	W 9-8
3/8	at Canoga Park *	W 11-2
3/9	at University #	W 6-4
3/10	vs. Camarillo #	W (f)
3/13	El Camino Real *	L 6-2
3/15	Taft *	W 6-0
3/20	Cleveland %	W 19-0
3/22	at Cleveland %	L 5-1
3/27	San Fernando %	L 9-2
3/29	at San Fernando %	T 8-8
4/3	Kennedy %	W 14-4
4/5	at Kennedy %	W 4-0
4/9	W. Springfield (Va.) ^	W 18-0
4/10	El Dorado ^	W 6-4
4/10	Fountain Valley ^	L 2-1
4/12	Mt. Carmel ^	W 6-5
4/18	Granada Hills %	W 5-0
4/19	at Granada Hills %	W 12-8
4/24	at El Camino Real *	W 9-3
4/26	El Camino Real *	L 11-8
5/1	at Taft *	W 12-0
5/4	Taft *	W 12-11
5/8	at Canoga Park *	W 13-3
5/10	Canoga Park *	W 5-2
5/18	Carson+	W 6-1
5/23	Palisades +	W 11-0
5/25	vs. Taft +	W 6-1
5/31	vs. El Camino Real +	W 3-2

Westside tournament
vs. Camarillo at UCLA
(f) forfeit victory
% Northwest Valley Conference
^ Far West Classic in Orange County
* West Valley League
+ City Section playoffs
vs. Taft at Birmingham High
vs. El Camino Real at Dodger Stadium

1991	18-7-1, 13-3-1	FIRST
Date	Opponent	Win/Loss Score
3/5	Canyon #	L 7-6
3/7	at El Camino Real *	W 10-4
3/9	at Ventura #	W 15-6
3/11	Bell-Jeff #	W 10-2
3/12	at Taft *	W 11-6
3/14	Reseda *	W 17-0
3/16	Camarillo #	L 7-2
3/21	San Fernando %	W 5-4
3/25	at San Fernando %	W 5-4
3/28	at Kennedy %	L 4-3
4/2	at Granada Hills %	L 3-1
4/4	Granada Hills %	T 11-11
4/6	at Cleveland #	W 5-0
4/6	Birmingham #	W 7-2
4/8	Poly #	L 9-1

4/15	Kennedy %	L	9-6
4/17	at Cleveland %	W	7-4
4/19	Cleveland %	W	6-5
4/23	Taft *	W	13-0
4/25	at Taft *	W	14-0
4/30	Reseda *	W	13-3
5/3	at Reseda *	W	19-0
5/7	El Camino Real *	W	7-5
5/9	at El Camino Real *	W	2-0
5/15	Carson +	W	11-0
5/17	Poly +	L	17-1

Holt-Willis tournament
% Northwest Valley Conference
* West Valley League
+ City Section playoffs

1992 17-11, 11-6 FIRST			
Date	Opponent	Win/Loss	Score
3/7	Canyon #	W	4-3 (8)
3/9	at Notre Dame #	W	3-2 (8)
3/11	Hueneme #	L	3-1
3/13	at Hart #	L	6-5
3/14	at University #	L	4-3
3/17	University ^	L	9-5
3/19	Sylmar ^	W	5-3
3/24	at Kennedy %	W	9-1
3/25	Kennedy %	L	10-8
3/30	Granada Hills %	W	4-1
4/2	at Granada Hills %	L	3-2 (8)
4/6	Cleveland %	L	8-3
4/8	at Cleveland %	L (f)	
4/13	San Fernando %	W	2-0
4/15	at San Fernando %	L	3-2 (9)
4/20	at Reseda *	W	7-3
4/22	Reseda *	W	14-1
4/24	at Banning ^	W	8-0
4/27	at El Camino Real *	W	3-2
4/29	El Camino Real *	W	9-4
5/4	Taft *	W	11-4
5/6	at Taft *	L	11-8
5/11	at Reseda *	W	9-1
5/13	El Camino Real *	W	4-3
5/18	Taft *	W	5-3
5/26	Sylmar +	W	4-2
5/28	Venice +	W	7-4
6/1	at Poly +	L	3-2

Westside tournament
^ University High tournament
% Northwest Valley Conference
(f) forfeit loss
* West Valley League
+ City Section playoffs

1993 22-8, 12-5 SECOND			
Date	Opponent	Win/Loss	Score
3/5	at Alemany #	W	12-7
3/6	at Montclair Prep #	L	10-8
3/9	Channel Islands #	W	13-2
3/11	Beverly Hills #	W	6-5
3/13	vs. Taft #	L	9-2
3/16	at Granada Hills %	W	12-2
3/18	Granada Hills %	W	10-9
3/23	at Cleveland %	W	12-1
3/30	at San Fernando %	W	13-3
3/31	San Fernando %	W	10-0
4/1	Cleveland %	W	6-4
4/3	vs. St. Francis ^	W	14-0
4/5	vs. Alemany ^	W	3-1
4/6	vs. Irvine University ^	W	5-1
4/7	vs. Newbury Park ^	W	8-3
4/13	Kennedy %	L	7-4
4/15	at Kennedy %	L	2-1 (11)
4/20	El Camino Real *	L	10-3
4/22	at El Camino Real *	L	6-0
4/27	Taft *	W	5-4
4/29	at Taft *	W	6-4
5/4	Reseda *	W	6-1
5/6	at Reseda *	W	6-0
5/11	at El Camino Real *	L	7-2
5/14	at Taft *	W	4-3 (10)
5/18	Reseda *	W	13-2
5/25	Venice +	W	10-0
5/27	at Sylmar +	W	4-1
6/1	vs. Taft +	W	17-1
6/3	vs. El Camino Real +	L	7-6

Westside tournament
vs. Taft at UCLA
% Northwest Valley Conference
^ Babe Herman tournament in Glendale
* West Valley League
+ City Section playoffs
vs. Taft at Pierce College
vs. El Camino Real at Dodger Stadium

1994 28-5, 16-1 FIRST			
Date	Opponent	Win/Loss	Score
3/4	Notre Dame #	W	4-3
3/5	at Ventura #	W	8-1
3/8	at Canyon #	L	7-5
3/10	Buena #	L	5-3
3/12	Chaminade #	W	6-5
3/15	University ^	W	9-0
3/17	Bell ^	W	8-7
3/18	Roosevelt ^	W	14-5
3/22	Cleveland %	W	2-1
3/31	vs. Boulder City (NV) \$	W	4-0
4/1	vs. Sylmar \$	L	7-6
4/1	vs. West Jordan (Utah) \$	W	10-9
4/2	vs. Olympus (Utah) \$	W	10-1
4/5	San Fernando %	W	11-5
4/7	at San Fernando %	W	9-3
4/8	at Cleveland %	W	4-2 (8)
4/12	at Kennedy %	W	7-5
4/14	Kennedy %	W	6-5
4/19	Granada Hills %	W	3-2 (8)
4/21	at Granada Hills %	W	8-6 (10)
4/28	at Taft *	W	10-3
4/29	Taft *	W	12-1
5/3	at Reseda *	W	18-6
5/5	Reseda *	W	7-2
5/10	at El Camino Real *	W	4-3
5/12	El Camino Real *	L	2-0
5/19	at Reseda *	W	16-5
5/20	Taft *	W	8-7 (8)
5/24	El Camino Real *	W	9-2
5/27	Grant +	W	3-0
6/1	Birmingham +	W	11-10
6/3	vs. Taft +	W	5-0
6/6	vs. El Camino Real +	L	7-6 (9)

Westside tournament
^ Sylmar tournament
% Northwest Valley Conference
\$ Las Vegas Bishop Gorman tournament
* West Valley League
+ City Section playoffs
vs. Taft at Pierce College
vs. El Camino Real at Dodger Stadium

1995 17-10, 11-6 FIRST			
Date	Opponent	Win/Loss	Score
3/4	at Rio Mesa #	L	8-7
3/8	Camarillo #	W	8-7
3/9	at Montclair Prep	W	11-2
3/14	at San Fernando %	W	13-1
3/16	San Fernando %	W	12-3
3/27	Kennedy %	W	8-2
3/28	at Granada Hills %	L	8-4
3/30	Granada Hills %	W	5-2
4/1	Calabasas #	L	14-4
4/3	at Kennedy %	L	16-12
4/4	at Cleveland %	W	6-4
4/6	Cleveland %	W	2-1
4/13	vs. Western (Las Vegas) ^	W	7-3
4/13	vs. Lehi ^	W	8-3
4/14	Calabasas #	L	6-2
4/15	Little Rock #	W	4-2
4/18	Birmingham *	L	3-2
4/20	at Birmingham *	L	4-3
4/25	El Camino Real *	L	6-2
4/27	at El Camino Real *	L	4-3 (8)
5/2	Taft *	W	8-0
5/4	at Taft *	W	6-3
5/9	Birmingham *	W	10-3
5/11	at El Camino Real *	W	3-0 (9)
5/16	at Taft *	W	7-1
5/23	San Pedro +	W	4-1
5/25	Banning +	L	6-3

Westside tournament
% Northwest Valley Conference
^ Las Vegas Bishop Gorman tournament
* West Valley League
+ City Section playoffs

1996 22-7, 11-6 FIRST			
Date	Opponent	Win/Loss	Score
3/1	at St. Monica #	W	7-1
3/2	at Camarillo #	W	6-1
3/6	Rio Mesa #	W	19-0
3/7	Channel Islands #	W	11-1
3/9	at Buena #	W	4-1
3/11	at Kennedy %	L	8-7
3/15	Kennedy %	L	12-4
3/18	Granada Hills %	L	4-1
3/20	at Granada Hills %	W	10-0
3/25	Cleveland %	W	9-0
3/27	at Cleveland %	W	5-4
4/2	San Fernando %	W	7-4 (9)
4/3	at San Fernando %	L	5-3
4/4	St. Joseph's ^	W	8-2
4/5	Viewmont ^	W	15-9
4/6	Wood River (Utah) ^	W	13-0
4/6	San Geronio ^	W	13-1
4/15	at El Camino Real *	L	5-2
4/17	El Camino Real *	W	5-1
4/22	at Taft *	W	16-4
4/24	Taft *	W	19-0
4/29	at Birmingham *	W	15-3
5/1	Birmingham *	W	10-0
5/6	El Camino Real *	L	3-1
5/8	Taft *	W	7-1
5/13	at Birmingham *	W	7-1
5/21	University +	W	6-5
5/23	at Carson +	W	6-4
5/28	vs. Poly +	L	6-4

Westside tournament
% Northwest Valley Conference
^ Las Vegas Bishop Gorman tournament
* West Valley League
+ City Section playoffs
vs. Poly at Pierce College

1997 20-9, 13-4 FIRST			
Date	Opponent	Win/Loss	Score
3/7	at Buena #	L	8-2
3/7	Loyola #	L	11-4
3/11	at University #	L	4-3 (8)
3/13	at Hueneme #	W	10-1
3/15	Hawthorne #	W	11-7
3/18	at Granada Hills %	W	17-4
3/20	Granada Hills %	W	7-2
3/27	East (Las Vegas) ^	W	18-4
3/27	Ramona ^	W	11-0
3/28	Rancho (Las Vegas) ^	W	3-2
3/29	Loara ^	L	6-2
4/1	at Cleveland %	L	12-0
4/3	Cleveland %	W	7-3
4/8	at San Fernando %	W	5-4
4/10	San Fernando %	W	21-5
4/15	Kennedy %	W	12-1
4/16	at El Camino Real *	L	13-4
4/17	at Kennedy %	L	4-3
4/22	Taft *	W	8-2
4/24	at Taft *	W	10-2
4/29	Birmingham *	W	8-0
5/1	at Birmingham *	W	7-0
5/6	El Camino Real *	W	9-4
5/8	at El Camino Real *	L	12-11
5/13	at Taft *	W	18-10
5/15	Birmingham *	W	11-1
5/20	Reseda +	W	16-9
5/22	Cleveland +	W	9-5
5/27	vs. El Camino Real +	L	9-6

Westside tournament
% Northwest Valley Conference
^ Las Vegas Bishop Gorman tournament
* West Valley League
+ City Section playoffs
vs. El Camino Real at Pierce College

1998 29-4, 15-2 FIRST			
Date	Opponent	Win/Loss	Score
3/5	Rio Mesa #	W	6-0
3/9	at Saugus #	W	9-3
3/10	Alemany #	W	11-5
3/12	at Camarillo #	W	13-6
3/14	vs. Sylmar #	W	10-0
3/17	Cleveland %	W	7-1
3/19	at Cleveland %	W	8-2

Record Book results

1980-2003

3/24	San Fernando %	W	13-5
3/26	at San Fernando %	W	15-3
4/2	Kennedy %	L	11-8
4/3	at Kennedy %	W	14-4
4/4	Culver City \$	W	11-1
4/6	vs. University \$	W	14-4
4/7	at Grant \$	W	23-0
4/9	Notre Dame ^	L	6-5
4/10	Olympus (Utah) ^	W	11-2
4/11	Bonanza (Las Vegas) ^	W	5-4
4/11	Ramona ^	W	13-2
4/14	Granada Hills %	W	7-2
4/16	at Granada Hills %	W	3-0
4/21	at Birmingham *	W	9-1
4/23	Birmingham *	W	13-1
4/28	at El Camino Real *	W	8-6
4/30	El Camino Real *	W	8-0
5/7	Taft *	W	10-2
5/8	at Taft *	L	2-0
5/18	at Birmingham *	W	16-0
5/20	El Camino Real *	W	14-4
5/21	Taft *	W	16-5
5/29	Van Nuys +	W	8-0
6/2	Monroe +	W	9-7
6/4	vs. Kennedy +	W	5-2
6/11	vs. El Camino Real +	L	5-2

Westside tournament
% Northwest Valley Conference
\$ Kennedy tournament
vs. University at Loyola Marymount
^ Las Vegas Bishop Gorman tournament
* West Valley League
+ City Section playoffs
vs. Kennedy at Pierce College
vs. El Camino Real at Dodger Stadium

1999	27-3, 16-1	FIRST
Date	Opponent	Win/Loss Score
3/5	at Palisades #	W 13-1
3/6	Bishop Montgomery #	W 6-1
3/9	at Camarillo #	W 5-2
3/11	Rio Mesa #	L 13-1
3/13	at Saugus #	W 16-3
3/16	at San Fernando %	W 9-0
3/18	San Fernando %	W 5-2
3/23	Kennedy %	W 10-8
4/1	Hillcrest (Utah) ^	W 12-10
4/1	Eldorado (Las Vegas) ^	W 13-0
4/2	Bonanza (Las Vegas) ^	L 15-3
4/3	Sylmar ^	W 12-3
4/8	Granada Hills %	W 6-5
4/14	at Cleveland %	W 4-3
4/15	Cleveland %	W 7-3
4/19	Kennedy %	W 4-1
4/20	El Camino Real *	W 8-4
4/22	at El Camino Real *	L 9-6
4/27	Taft *	W 12-2
4/29	at Taft *	W 10-1
4/30	at Granada Hills %	W 9-1
5/4	Birmingham *	W 8-1
5/6	at Birmingham *	W 9-2
5/11	at El Camino Real *	W 17-3
5/13	at Taft *	W 9-1
5/18	Birmingham *	W 12-2
5/25	San Pedro +	W 13-1
5/27	Roosevelt +	W 5-4
6/1	vs. South Gate +	W 12-2
6/3	vs. Poly +	W 17-7

Westside tournament
% Northwest Valley Conference
^ Las Vegas Bishop Gorman tournament
* West Valley League
+ City Section playoffs
vs. South Gate at Birmingham High
vs. Poly at Dodger Stadium

2000	25-2-1, 15-0	FIRST
Date	Opponent	Win/Loss Score
3/3	Hueneme #	W 4-2
3/4	at Hart #	W 8-3
3/7	Beverly Hills #	W 5-1
3/9	Newbury Park #	W 12-1
3/11	vs. Calabasas #	W 9-5
3/14	at Carson	L 12-3
3/16	Kennedy	T 5-5
3/21	Birmingham *	W 11-3

3/23	at Birmingham *	W	8-1
3/28	Cleveland *	W	11-4
3/30	at Cleveland *	W	5-1
4/4	at Granada Hills *	W	12-1
4/6	Granada Hills *	W	10-0
4/11	Taft *	W	23-7
4/13	at Taft *	W	13-0
4/20	Santa Monica ^	W	8-6
4/21	Bishop Gorman (LV) ^	W	11-5
4/22	Pleasant Grove (Utah) ^	W	15-9
4/22	San Fernando ^	W	8-4
4/25	at El Camino Real *	W	7-3
4/27	El Camino Real *	W	7-4
5/2	Birmingham *	W	7-3
5/4	Cleveland *	W	3-0
5/9	at Granada Hills *	W	9-6
5/11	Taft *	W	13-3
5/16	at El Camino Real *	W	3-1
5/26	Grant +	W	4-2
5/31	Kennedy +	L	11-4

Westside tournament
vs. Calabasas at Redondo High
^ Las Vegas Bishop Gorman tournament
* West Valley League
+ City Section playoffs

2001	31-2, 13-2	FIRST
Date	Opponent	Win/Loss Score
3/2	Oxnard #	W 7-6
3/3	Palisades #	W 22-1
3/7	at Santa Monica #	W 6-3
3/9	at Royal #	W 4-2
3/10	vs. Sylmar #	W 8-5
3/13	at Carson	W 5-4
3/15	at Kennedy	W 6-4
3/17	at Verdugo Hills ~	W 17-3
3/20	at Cleveland *	W 3-2
3/22	Cleveland *	W 6-0
3/24	Grant ~	W 8-0
3/27	Granada Hills *	W 6-2
3/29	at Granada Hills *	W 10-3
4/3	at Taft *	W 15-3
4/5	Taft *	W 16-2
4/6	Marshall ~	W 12-1
4/12	Jordan (Utah) ^	W 1-0
4/13	Chaparral (Las Vegas) ^	W 5-4 (11)
4/14	Orange ^	W 6-0
4/14	Arapahoe (Colo.) ^	W 6-0
4/17	El Camino Real *	W 5-1
4/19	at El Camino Real *	W 9-8
4/24	Birmingham *	W 6-5
4/27	at Birmingham *	L 5-1
5/1	at Cleveland *	W 3-2
5/3	Granada Hills *	L 11-2
5/8	at Taft *	W 14-9
5/10	El Camino Real *	W 12-2
5/15	Birmingham *	W 11-1
5/25	University +	W 4-0
5/29	Narbonne +	W 2-1
5/31	vs. Banning +	W 4-0
6/5	vs. Roosevelt +	W 2-1

Westside tournament
vs. Sylmar at Redondo High
~ Chatsworth High tournament
* West Valley League
^ Las Vegas Bishop Gorman tournament
+ City Section playoffs
vs. Banning at Birmingham High
vs. Roosevelt at Dodger Stadium

2002	25-6, 8-5	THIRD
Date	Opponent	Win/Loss Score
3/1	vs. Chaminade #	W 6-3
3/2	at Channel Islands #	W 6-0
3/5	Culver City #	W 11-1
3/7	Hart #	W 3-2
3/9	vs. Saugus #	W 5-0
3/13	Carson	W 3-2
3/14	Kennedy	W 6-1
3/16	San Fernando ~	W 6-3
3/18	at Granada Hills *	W 10-4
3/20	Granada Hills *	W 12-2
3/27	Brighton (Utah) ^	W 4-0
3/28	Cimarron (Las Vegas) ^	W 7-1
3/28	Bishop Gorman (LV) ^	W 18-5
3/29	Palo Verde (Las Vegas) ^	W 13-10

4/1	Taft *	W	28-0
4/6	Granada Hills ~	W	11-1
4/13	Marshall ~	W	9-2
4/15	Birmingham *	W	5-3
4/17	at Taft *	W	15-1
4/19	at Birmingham *	L	5-4
4/22	Cleveland *	L	4-3
4/25	at Cleveland *	L	10-8
4/27	Cleveland ~	W	12-4
4/29	at Granada Hills *	W	3-2
5/1	Taft *	W	13-0
5/6	at El Camino Real *	L	4-3
5/9	Birmingham *	W	10-4
5/15	Cleveland *	L	4-3
5/24	Kennedy +	W	2-1
5/28	at El Camino Real +	W	13-6
5/30	vs. Cleveland +	L	4-0

Westside tournament
vs. Chaminade at Pierce College
vs. Saugus at Loyola Marymount
~ Chatsworth High tournament
* West Valley League
^ Las Vegas Bishop Gorman tournament
+ City Section playoffs
vs. Cleveland at Pierce College

2003	33-1, 15-0	FIRST
Date	Opponent	Win/Loss Score
3/7	Bishop Montgomery #	W 9-0
3/8	at Brentwood #	W 12-1
3/11	Camarillo #	W 11-4
3/13	at Saugus #	W 11-5
3/18	at Carson	W 5-4 (8)
3/20	at Kennedy	W 14-1
3/22	Chaminade ~	W 10-8
3/25	at Taft *	W 8-0
3/27	Taft *	W 12-0
3/29	Notre Dame ~	W 11-7
3/31	El Camino Real *	W 13-3
4/3	at El Camino Real *	W 10-5
4/5	Highland ~	W 5-1
4/8	at Birmingham *	W 7-0
4/10	Birmingham *	W 3-2
4/12	at Moorpark #	W 4-3
4/14	vs. Mt. Carmel (San Diego) ^	W 2-1
4/15	vs. Coronado (Las Vegas) ^	W 11-5 (9)
4/15	vs. Sabino (Tucson, AZ) ^	L 3-0
4/16	vs. Durango (Las Vegas) ^	W 11-0
4/21	at Cleveland *	W 9-8
4/24	Cleveland *	W 3-0
4/26	Marshall ~	W 13-1
4/29	Granada Hills *	W 9-0
5/1	at Granada Hills *	W 7-5
5/8	El Camino Real *	W 9-4
5/13	at Birmingham *	W 10-0
5/15	at Cleveland *	W 8-3
5/20	Granada Hills *	W 8-1
5/30	Fremont +	W 12-0
6/4	Kennedy +	W 2-0
6/6	vs. Banning +	W 4-3
6/10	vs. Carson +	W 3-0

Westside tournament
~ Chatsworth tournament
* West Valley League
^ Las Vegas Durango tournament
+ City Section playoffs
vs. Banning at Birmingham High
vs. Carson at Dodger Stadium

RECORD AGAINST OPPONENTS

1980-2003

Opponent	W	L	T	Marshall	3	0	0
Alemay	3	2	0	Monroe	3	0	0
Arapahoe (Colorado)	1	0	0	Montclair Prep	1	1	0
Banning	4	3	0	Moorpark	1	0	0
Bell	1	0	0	Mt. Carmel (San Diego)	2	0	0
Bell-Jeff	1	0	0	Narbonne	1	0	0
Beverly Hills	2	0	0	Newbury Park	2	0	0
Birmingham	29	5	0	North Hollywood	10	1	1
Bishop Gorman (Las Vegas)	2	0	0	Notre Dame	6	2	0
Bishop Montgomery	2	0	0	Oakridge (Florida)	1	0	0
Bonanza (Las Vegas)	1	1	0	Olympus (Utah)	2	0	0
Boulder City (Nevada)	1	0	0	Orange	1	0	0
Brentwood	1	0	0	Oxnard	1	0	0
Brighton (Utah)	1	0	0	Palisades	4	2	0
Buena	1	2	0	Palo Verde (Las Vegas)	1	0	0
Calabasas	1	2	0	Pleasant Grove (Utah)	1	0	0
Camarillo	5	1	0	Poly	9	7	0
Canoga Park	25	7	1	Rancho (Las Vegas)	1	0	0
Canyon	1	3	0	Ramona	2	0	0
Carson	7	1	0	Reseda	35	6	0
Chaminade	3	0	0	Rio Mesa	4	2	0
Channel Islands	3	0	0	Roosevelt	3	0	0
Chaparral (Las Vegas)	1	0	0	Royal	1	0	0
Cimarron (Las Vegas)	1	0	0	Sabino (Arizona)	0	1	0
Cleveland	51	16	0	San Fernando	27	8	1
Coronado (Las Vegas)	1	0	0	San Geronio	1	0	0
Crenshaw	2	0	0	San Pedro	7	0	0
Culver City	2	0	0	Santa Monica	3	0	0
Durango (Las Vegas)	1	0	0	Saugus	5	0	0
Eagle Rock	1	0	0	Serra	1	0	0
East (Las Vegas)	1	0	0	Simi Valley	3	1	0
El Camino Real	50	25	0	South Gate	1	0	0
Eldorado (Las Vegas)	1	0	0	St. Bernard's	1	0	0
El Dorado (Placentia)	1	0	0	St. Francis	1	0	0
Fairfax	1	0	0	St. Joseph's	1	0	0
Fountain Valley	0	1	0	St. Monica	1	0	0
Franklin	1	0	0	Sylmar	10	1	0
Fremont	2	0	0	Taft	70	6	0
Gardena	3	0	0	University (Irvine)	1	0	0
Granada Hills	37	11	1	University (Los Angeles)	5	3	0
Grant	6	0	0	Van Nuys	1	0	0
Hart	2	2	0	Venice	5	0	0
Hawthorne	1	0	0	Ventura	4	0	0
Highland	1	0	0	Verdugo Hills	2	0	0
Hillcrest (Utah)	1	0	0	Viewmont (Utah)	1	0	0
Hollywood	1	0	0	Westchester	1	0	0
Hueneme	3	1	0	Western (Las Vegas)	1	0	0
Huntington Park	1	0	0	West Jordan (Utah)	1	0	0
Jordan (Utah)	1	0	0	West Springfield (Virginia)	1	0	0
Kaiser (Hawaii)	1	0	0	Winter Park (Florida)	1	0	0
Kearney (San Diego)	0	1	0	Wood River (Utah)	1	0	0
Kennedy	21	16	1				
Lehi	1	0	0				
Little Rock	1	0	0	vs. City	441	119	5 .788
Loara	0	1	0	vs. Southern Section	75	22	0 .773
Locke	1	0	0	vs. Others	33	3	0 .917
Loyola	2	1	0	Totals	549	144	5 .792

TEAM SEASON RECORDS, YEAR-BY-YEAR

1980-2003

BATTING	Year	AB	Runs	Hits	2B	3B	HR	RBI	BB	SB	Ave.
	1980	705	146	196	NA	NA	NA	124	97	57	.278
	1981	765	152	222	31	12	7	122	98	79	.290
	1982	772	207	260	29	11	7	176	68	102	.337
	1983	732	154	224	46	15	8	133	118	93	.306
	1984	740	170	249	34	15	13	134	86	95	.336
	1985	787	225	269	44	23	11	195	126	115	.342
	1986	772	206	257	34	15	11	183	116	116	.333
	1987	716	189	253	49	15	16	163	110	76	.353
	1988	776	246	276	55	14	12	192	123	83	.356
	1989	795	259	261	48	15	21	206	161	83	.328
	1990	854	243	277	41	18	8	201	207	55	.324
	1991	743	209	241	36	15	17	189	132	40	.324
	1992	710	147	217	26	7	6	131	145	27	.306
	1993	842	220	268	47	11	11	180	168	34	.318
	1994	957	243	322	54	9	6	215	161	53	.336
	1995	722	164	210	49	10	9	140	110	33	.291
	1996	819	240	286	67	6	21	223	119	43	.349
	1997	842	253	317	66	11	25	227	105	70	.376
	1998	935	324	355	92	19	36	302	160	88	.380
	1999	838	273	328	78	12	39	251	142	55	.391
	2000	746	238	279	62	11	23	219	111	44	.374
	2001	875	244	312	63	15	23	229	157	41	.357
	2002	840	252	313	76	13	25	230	124	58	.373
	2003	932	270	336	69	14	41	248	118	59	.361

PITCHING

Year	Wins	Losses	Win Pct.	SV	IP	ERA	SO	BB	Shutouts
1980	15	9	.625	4	176	2.63	207	118	1
1981	19	9	.679	3	186	2.67	187	91	4
1982	24	5	.828	2	200	1.93	179	74	5
1983	24	5	.828	3	200	1.96	197	86	5
1984	19	7	.731	2	180	2.29	136	94	3
1985	23	4	.852	3	192	2.37	170	69	1
1986	17	10	.630	3	192.1	3.94	98	97	1
1987	19	7	.731	0	178.2	3.25	108	105	2
1988	29	2	.935	10	189	2.00	156	91	2
1989	21	7	.750	1	195	3.45	195	111	2
1990	24	5	.828	NA	205.0	2.87	170	123	7
1991	18	7	.720	3	176.2	3.05	136	123	7
1992	17	11	.607	6	186.2	2.70	134	94	2
1993	22	8	.733	2	205.0	2.63	117	122	4
1994	28	5	.848	1	237.1	2.36	200	121	4
1995	17	10	.630	2	184.2	2.73	163	95	1
1996	22	7	.759	1	197.0	2.31	114	65	6
1997	20	9	.690	5	194.0	4.12	147	85	3
1998	29	4	.879	0	216.0	2.33	172	65	7
1999	27	3	.900	3	196.0	3.07	179	86	2
2000	25	2	.926	3	183.0	3.40	132	98	3
2001	31	2	.939	3	224.0	2.25	194	109	7
2002	25	6	.807	2	206.2	2.64	201	54	5
2003	33	1	.971	1	227	2.16	240	71	12

Note: 1 tie each in 1980, 1990, 1991 and 2000
Bold face denotes team record

TEAM RECORDS

(1990-2002)

Consecutive victories (one season):	24	(1988)
Consecutive victories (overall):	26	(2001-2002)
Consecutive losses (one season):	4	(1992, 1993, 1995)
Consecutive losses (overall):	4	
Most runs scored in a game:	28	(vs Gardena 5/25/88; vs. Taft, 4/1/02)
Most runs allowed in a game:	22	(vs. Cleveland, 4/11/87)

NO-HITTERS BY CHATSWORTH PITCHERS

5/4/82	Brian Wood (5-inning no hitter, rain) 7-0 at Reseda
5/2/89	Derek Wallace 6-0 vs. Kennedy
4/3/93	Jim DeBiase (4 innings) and Kyle Reed (1 inning) 14-0 vs. St. Francis
4/7/98	Jason Renno (5-inning no-hitter) 23-0 at Grant
3/16/99	Scott Sellz 9-0 at San Fernando
3/27/03	Jason Dominguez (5-inning no hitter) 12-0 vs. Taft

AWARDS...

TEAM

2003—National champions by USA Today, Baseball America and Collegiate Baseball.

INDIVIDUAL

All-Americans

2003—Justin Cassel, P.

All-State

(1), (2) or (3) denotes first, second or third team

2003—Justin Cassel, P (1); Jason Dominguez, OF (1); Jordan Sisson, C (2).

LOS ANGELES CITY SECTION


Player of the Year

1983—Keith Nicholson, P. 1988—Joel Wolfe, OF. 1990—Reed McMackin, P. 1998—Mike Kunes, P. 1999—Mike Kunes, P. 2001—Joe Guntz, P. 2003—Justin Cassel, P.

All-City

(1), (2) or (3) denotes first, second or third team

1966—Bruce Christensen, SS (2). 1967—Jody Perry, OF (3). 1968—Rod Mortensen, OF (2). 1969—Dwight Evans, 3B (1), Rick Rieger, 2B (3). 1970—Richard Lashmet, SS (3). 1972—Barry Wishard, UT (3), Steve Wold, P (3). 1973—Bobby Mitchell, OF (1). 1974—Glenn Heller, 1B (3). 1976—Tim Zeuch, OF (2). 1977—John Stevenson, SS (1). 1979—Bill Thom, OF (2). 1980—Craig Stevenson, INF (2). 1981—Glen Braybrooks, P (1), Reggie Lambert, OF (1), Larry Beinfest, INF (2). 1982—Larry Beinfest, INF (1), Brian Wood, P (1). 1983—Steve Reed, P (1). 1985—Chae-Ho Chong, C (1), Marc Pfeiffer, OF (1), Glenn Stevenson, 2B (1). 1986—Joel Wolfe, 3B (1). 1987—Rex McMackin, OF (1), Joel Wolfe, 3B (1). 1988—Pierre Amado, P (1), Rex



Joe Guntz

McMackin, OF (1), Derek Wallace, P (1). 1989—Rich Aude, INF (1), Jason Evans, INF (1), Derek Wallace, P (1). 1990—Nestor Martinez, INF (1), Mitch Root, OF (1). 1991—Adam Pearlman, C (1), Mitch Root, OF (1). 1992—Mark Lopez, OF (1), David Stevenson, INF (1). 1993—Bryan LaCour, INF (1), Mark Lopez, OF (1). 1994—Ray Daryabigi, OF (1), Jim DeBiase, P (1), Bryan LaCour, INF (1). 1996—Danny Phillips, INF (1), Joe Tillmon, INF (1). 1997—Tom Morefield, OF (1), David Sark, C (1), Tim Weigand, OF (1), Greg Wold, UT (1). 1998—Matt Cassel, INF (1), Matt Fisher, INF (1), Bryan Gant, OF (1), Tom Morefield, OF (1). 1999—Matt Fisher, INF (1), Steve Kracow, OF (1), Chad Redfern, OF (1), Scott Sellz, P (2). 2000—Matt Fisher, INF (1), Joe Guntz, P (1), Brian Lee, OF (2). 2001—Brian Lee, OF (1), Gregg Wallis, INF (1), Ryan Barba, INF (2), Danny Dominguez, C (2). 2002—Jason Dominguez, OF (1), Ryan Barba, INF (2), Joe Guntz, P (2), Jared Halpert, OF (2). 2003—Jason Dominguez, OF (1); Keith Renno, OF (1); Jordan Sisson, C (1).

WEST VALLEY LEAGUE

Player of the Year

1969—Dwight Evans, OF. 1972—Steve Wold, P. 1977—John Stevenson, SS. 1981—Glen Braybrooks, P. 1982—Larry Beinfest, INF. 1983—Keith Nicholson, P. 1985—Bill Berry, P, Glenn Stevenson, INF. 1988—Joel Wolfe, OF. 1989—Derek Wallace, P. 1991—Mitch Root, SS. 1992—David Stevenson, 1B. 1994—Bryan LaCour, SS. 1997—Ismael Marin, P. 1998—Mike Kunes, P. 1999—Mike Kunes, P. 2000—Matt Fisher, SS. 2001—Joe Guntz, P. 2003—Justin Cassel, P, Jason Dominguez, OF.

All-West Valley League

(1), (2) or (3) denotes first, second or third team

1963—Jim Kraus, OF (2). 1964—Terry Meyer, C (1). 1965—Bruce

Bailey, OF (2). 1966—Bruce Christensen, INF (1), Lee Smith, INF (2). 1967—Jody Perry, OF (1), Mike Adams, OF (2), Lee Smith, INF (2). 1968—Ken Charles, OF (1), Dwight Evans, INF (1), Rod Mortensen, OF (1), Gary Smith, P (2). 1969—Richard Cox, P (1), Richard Rieger, INF (1), Mark Cunningham, OF (2), Daniel Davis, 1B (2). 1970—Richard Lashmet, INF (1), Allen Christensen, OF (2), Daniel Davis, 1B (2). 1971—Steve Garrison, OF (1), Danny McAlpin, INF (2). 1972—Rick Griffith, 1B (1), Dan McAlpin, OF (1), Barry Wishard, INF (1), Bobby Mitchell, OF (2). 1973—Bobby Mitchell, OF (1), Mark Villaseñor, P (1), Greg Ris, UT (2), Craig Ross, OF (2). 1974—Joe Conron, INF (1), Glen Heller, 1B (1), Jeff Kester, OF (1), Tom Tucker, P (1), Larry Kadin, OF (2), Don Mitchell, INF (2). 1975—Tom Crawford, OF (1), Darrell Pretty, INF (2), Tim Zeuch, P (2). 1976—Andre David, 1B (1), Brian David, INF (1), Tim Zeuch, OF (1), Doug Anderson, P (2), Jeff Ris, OF (2), John Stevenson, INF (2). 1977—Brian David, INF (2), Sam Filippo, 1B (2), John Miller, OF (2). 1978—Mike Duggan, INF (1), Doug Anderson, P (2), Greg Golubski, INF (2), Bob Manley, OF (2), Craig Stevens, UT (2), Mike Stevens, 1B (2). 1979—Mike Fryan, INF (1), Eric Snape, 1B (1), Craig Stevenson, INF (1), Bill Thom, OF (1), Rene Simen, OF (2). 1980—Glen Braybrooks, UT (1), Craig Stevenson, INF (1), Gene Lambert, P (2), Dave Ricketts, C (2), Ty VanBurkleo, 1B (2). 1981—Larry Beinfest, INF (1), Reggie Lambert, OF (1), Doug Hickok, C (2), Richard Simen, OF (2). 1982—Joe Gioia, INF (1), Chris Lambert, OF (1), Brian Wood, P (1), Bruce Ketring, 1B (2), Dan Tyler, P (2). 1983—Mike Bush, OF (1), Steve Reed, P (1), Leo Lambert, OF (2). 1984—Bill Berry, P (1), Pete Kuld, 1B (1), Tim Suydam, INF (1). 1985—Chae-Ho Chong, C (1), Mike Ernst, INF (1), Marc Pfeiffer, OF (1), Juan Hernandez, INF (2), Will L'Heureux, P (2), Eric Rothfield, OF (2).

1986—Robert Roseboro, INF (1), Mark Schauer, P (1), Joel Wolfe, 1B (1), John Dunn, C (2), Marcelino Mendoza, OF (2), Brent Ruedy, OF (2). 1987—John Dunn, C (1), Rex McMackin, OF (1), Joel Wolfe, INF (1), Pierre Amado, P (2), Ty Powell, OF (2). 1988—Pierre Amado, P (1), Art Lowe, INF (1), Rex McMackin, OF (1), Dave Waco, INF (1), Derek Wallace, P (1), John Haselbusch, OF (2). 1989—Rich Aude, INF (1), Jason Evans, INF (1), Vince Simili, INF (1), Kevin Chong, OF (2), Eric Johnson, C (2), Reed McMackin, P (2). 1990—Nestor Martinez, 2B (1), Mitch Root, UT (1). 1991—Nestor Martinez, INF (1), Brandon Nickens, P (1), Adam Pearlman, C (1), Thurman Williams, OF (1), Doug Dean, P (2), Tony Moreno, P (2), Mike Muir, INF (2). 1992—Mark Lopez, OF (1), Brandon Nickens, P (1), David Stevenson, 1B (1), Bryan LaCour, 3B (2), Jesse Yeomans, P (2). 1993—Bryan LaCour, INF (1), Mark Lopez, OF (1), Ray Daryabigi, OF (2), Jim DeBiase, P (2), Luis Enriquez, INF (2). 1995—Tony Arditio, C (1), Fred Farzaneh, P (1), Jon Tucker, 1B (1), Harry Kenoi, P (2), Joe Tillmon, INF (2). 1996—Frank DiPoma, P (1), Danny Phillips, OF (1), Andrew Silver, P (1), Joe Tillmon, OF (1), Mike Wexler, POS (1), Greg Wold, P (1), Micah Berger, C (2), David Sark, C (2), Stuart Sellz, P (2), Tim Weigand, POS (2). 1997—Bryan Gant, OF (1), David Sark, C (1), Tim Weigand, OF (1), Greg Wold, INF (1), Danny Eisenberg, INF (2), Matt Fisher, INF (2), Nathan Frost, UT (2), Tom Morefield, OF (2). 2000—Jacob Ball, 1B (1); Joe Guntz, P (1); Brian Lee, OF (1); Brett Munson, OF (1); Sean Richards, P (1); Gregg Wallis, INF (1); Ryan Barba, INF (2); Jared Halpert, OF (2); Brian Levinson, UT (2). 2001—Ryan Barba, INF (1); Danny Dominguez, C (1); Jared Halpert, OF (1); Brian Lee, OF (1); George Spadier, 1B (1); Gregg Wallis, INF (1); Justin Cassel, P (2); Jason Dominguez, OF (2); Sean Richards, P (2); Jon Selman, OF (2). 2002—Ryan Barba, SS (1), Jason Dominguez, OF (1), Justin Cassel, P (2), Joe Guntz, P (2), Jared Halpert, OF (2), Brian Lee, OF (2), Brett Munster, 3B (2). 2003—Mike Fernandez, 3B (1), Chris Fredericks, OF (1), Brett Munster, SS (1), Keith Renno, OF (1), Jordan Sisson, C (1), Bryan Petersen, OF (2).


NATIONAL COACH OF THE YEAR

2003—Tom Meusborn (USA Today).

LOS ANGELES CITY SECTION

COACH OF THE YEAR

1983—Bob Lofrano;
1990—Tom Meusborn.



Justin Cassel



Scott Sellz

... ALUMNI

CHANCELLORS IN PRO BASEBALL


Year of graduation precedes names. Some players signed in later years.

1966—Bruce Christensen, SS, California. 1969—Dwight Evans, OF, Boston. 1972—Richard Lashmet, SS, Kansas City. 1973—Bobby Mitchell, OF, Los Angeles. 1976—Andre David, OF, Minnesota. 1977—Brian David, 2B, Seattle; John Stevenson, SS, San Diego. 1978—Jim Benedict, P, Kansas City. 1980—Gene Lambert, P, San Francisco; Craig Stevenson, SS, Houston; Ty Vanburkleo, 1B, Milwaukee. 1982—Brian Wood, P, San Francisco. 1983—Keith Nicholson, P, Detroit; Steve Reed, P, San Francisco; Sherman Webb, SS, San Francisco. 1984—Pete Kuld, P, San Diego. 1988—Joel Wolfe, OF, Oakland. 1989—Rich Aude, 1B, Pittsburgh; David Waco, 2B, California; Derek Wallace, P, Chicago Cubs. 1991—Mitch Root, 3B, Chicago Cubs; Thurman Williams, OF, San Francisco; 1991—Jon Tucker, 1B, Los Angeles. 1996—Danny Phillips, OF, Colorado. 1999—Mike Kunes, P, San Francisco Giants; Chad Redfern, P, Atlanta.



Keith Renno

Mike Kunes




CHANCELLORS IN FOUR-YEAR COLLEGE BASEBALL

1972—Steve Wold, Cal State Northridge. 1973—Bobby Mitchell, USC; Greg Ris, USC. 1976—Andre David, Cal State Fullerton. 1977—Brian David, Cal State Fullerton; John Stevenson, USC. 1978—Jim Benedict, Arizona State; Mitch Graff, Cal State Northridge; Mike Mason, Loyola Marymount. 1979—Bob Bronstema, UC Santa Barbara; Mike Stevens, San Diego State; Bill Thom, USC. 1980—Craig Stevenson, USC. 1981—Glen Braybrooks, Cal State Fullerton; Reggie Lambert, Loyola Marymount. 1982—

Larry Beinfest, Nevada Reno. 1984—Pete Kuld, Pepperdine. 1986—Brent Ruedy, UC Davis. 1988—Eric Johnson, Cal Lutheran; Rex McMackin, UC Riverside; David Waco, UC Santa Barbara; Joel Wolfe, UCLA. 1989—Pierre Amado, Cal State Northridge; Jason Evans, California; Vince Simili, UC Riverside; Derek Wallace, Pepperdine. 1990—Mike Mancuso, USC; Reed McMackin, USC. 1991—Mike Muir, Michigan; Adam Pearlman, Pepperdine. 1992—Brandon Nickens, Cal State Northridge; David Stevenson, Cal State Northridge; Jesse Yeomans, Cal State Northridge. 1993—Mark Lopez, Pepperdine. 1994—Bryan LaCour, UC Santa Barbara; Jim DeBiase, Cal State Northridge. 1996—Danny Phillips, Cal State Northridge. 1997—David Sark, California. 1988—Bryan Gant, Cal Poly San Luis Obispo; Tom Morefield, Cal State Northridge; Kevin O'Hara, Chico State. 1999—Mike Kunes, UCLA; Chad Redfern, San Diego State. 2000—Jacob Ball, Fresno State; Matt Cassel, USC; Matt Fisher,

UC Irvine; Oscar Marin, Arkansas-Littlerock; Brett Munson, Cal State Stanislaus. 2001—Gregg Wallis, UC Irvine. 2002—Ryan Barba, New Mexico; Joe Guntz, Cal State Sacramento; Jared Halpert, Cal State Northridge. 2003—Justin Cassel, UC Irvine; Brett Munster, California; Keith Renno, Cal State Northridge.




Jared Halpert



Matt Fisher



Chad Redfern



2004 Schedule

Sat.	Feb. 28	Alumni	12:00 P.M.
Fri.	Mar. 5	at San Fernando #	3:00 P.M.
Sat.	Mar. 6	Saugus #	11:00 A.M.
Tue.	Mar. 9	at Channel Islands #	3:00 P.M.
Thu.	Mar. 11	TBA #	3:00 P.M.
Sat.	Mar. 13	TBA #	11:00 A.M.
Tue.	Mar. 16	Carson	3:00 P.M.
Thu.	Mar. 18	Kennedy	3:00 P.M.
Sat.	Mar. 20	TBA ~	TBA
Tue.	Mar. 23	at El Camino Real *	3:00 P.M.
Thu.	Mar. 25	El Camino Real *	3:00 P.M.
Sat.	Mar. 27	TBA ~	TBA
Mon.	Mar. 29	Birmingham *	3:00 P.M.
Thu.	Apr. 1	at Birmingham *	3:00 P.M.
Mon.	Apr. 5	vs. Centennial^	5:00 P.M.
Mon.	Apr. 5	vs. Durango^	8:00 P.M.
Tue.	Apr. 6	vs. Christian Brothers^	1:00 P.M.
Wed.	Apr. 7	vs. TBA^	TBA
Tue.	Apr. 13	Cleveland *	3:00 P.M.
Thu.	Apr. 15	at Cleveland *	3:00 P.M.
Sat.	Apr. 17	TBA ~	TBA
Mon.	Apr. 19	at Granada Hills *	3:00 P.M.
Thu.	Apr. 22	Granada Hills *	3:00 P.M.
Sat.	Apr. 24	TBA ~	TBA
Tue.	Apr. 27	Taft *	3:00 P.M.
Thu.	Apr. 29	at Taft *	3:00 P.M.
Mon.	May 3	at El Camino Real *	3:00 P.M.
Thu.	May 6	Birmingham *	3:00 P.M.
Tue.	May 11	Cleveland *	3:00 P.M.
Thu.	May 13	at Granada Hills *	3:00 P.M.
Tue.	May 18	Taft *	3:00 P.M.

Westside Tournament
 * West Valley League
 ~ Chatsworth Tournament
 ^ Spring Bash Tournament,
 Las Vegas Durango HS, Las Vegas


Game times subject to change. Home games bold.



Thomas Cassidy



Adrian Pereyra



Jake Norton



Chris Imel



Zach Oasheim



Tim Nowak